



LCIE


TEST REPORT N°: SXP-ESH-P19122701



TEST REPORT

To:	SolaX Power Network Technology (Zhejiang) Co. , Ltd.	To:	--
Attn:	--	Attn:	--
Address:	Same below Manufacturer	Address:	--
Fax:	--	Fax:	--
E-mail:	lijingke@solaxpower.com	E-mail:	--

This document includes: 77 pages

Manufacturer name:	SolaX Power Network Technology (Zhejiang) Co. , Ltd.		
Location:	No.288,Shizhu Road, Tonglu Economic Development Zone 311500, Tonglu City, Zhejiang Province,PEOPLE'S REPUBLIC OF CHINA.	Sample No:	ESH191227/041
	Start date:	January 10, 2020	
	Finish date:	April 09, 2020	
	Standards used: (Date):	IEC 62368-1:2018+ EN 62368-1:2014+ A11:2017+ AS/NZS 62368.1:2018 Deviation	
	Sections examined:	All clause	
	Re-testing:	None	
	POCKET WIFI / SEE PAGE 7	Remark / Note:	None

CONCLUSION: The sample **satisfies** to the clauses examined

Test done by, <i>Jack Gao</i> Jack GAO Project Engineer	Approved by, Tom Zhang Project Manager
--	--

This report is for your exclusive use. Any copying or replication of this report to or for any other person or entity, or use of our name or trademark, is permitted only with our prior written permission. This report sets forth our findings solely with respect to the test samples identified herein. The results set forth in this report are not indicative or representative of the quality or characteristics of the lot from which a test sample was taken or any similar or identical product unless specifically and expressly noted. Our report includes all of the tests requested by you and the results thereof based upon the information that you provided to us. You have 60 days from date of issuance of this report to notify us of any material error or omission caused by our negligence, provided, however, that such notice shall be in writing and shall specifically address the issue you wish to raise. A failure to raise such issue within the prescribed time shall constitute your unqualified acceptance of the completeness of this report, the tests conducted and the correctness of the report contents. Unless specific mention, the uncertainty of measurement has been explicitly taken into account to declare the compliance or non-compliance to the specification.

The Accreditation only attests the technical capability of the testing laboratory for the tests covered by the accreditation.

LCIE CHINA

必维欧亚电气技术咨询服务 (上海) 有限公司

Building 4, No. 518, Xin Zhuan Road,
CaoHejing Songjiang High-Tech Park,
Shanghai P.R.C (201612)

Tel: +86 21 6195 7000
Fax: +86 21 6195 7001
Email: contact@cn.bureauveritas.com



TEST REPORT N°: SXP-ESH-P19122701

History of Remark-Note

Clause	--	Picture of the problem
Description of the problem:		--
--		
Modification result:		--
--		
Clause	--	Picture of the problem
Description of the problem:		--
--		
Modification result:		--
--		

The Accreditation only attests the technical capability of the testing laboratory for the tests covered by the accreditation.



LCIE CHINA
 必维欧亚电气技术咨询服务(上海)有限公司

Building 4, No. 518, Xin Zhuan Road,
 CaoHejing Songjiang High-Tech Park,
 Shanghai P.R.C (201612)

Tel: +86 21 6195 7000
 Fax: +86 21 6195 7001
 Email: contact@cn.bureauveritas.com

TEST REPORT N°: SXP-ESH-P19122701

Overview



The Accreditation only attests the technical capability of the testing laboratory for the tests covered by the accreditation.


LCIE CHINA

必维欧亚电气技术咨询服务(上海)有限公司

Building 4, No. 518, Xin Zhuan Road,
CaoHejing Songjiang High-Tech Park,
Shanghai P.R.C (201612)

Tel: +86 21 6195 7000
Fax: +86 21 6195 7001
Email: contact@cn.bureauveritas.com

TEST REPORT N°: SXP-ESH-P19122701



The Accreditation only attests the technical capability of the testing laboratory for the tests covered by the accreditation.


LCIE CHINA

必维欧亚电气技术咨询服务(上海)有限公司

Building 4, No. 518, Xin Zhuan Road,
CaoHejing Songjiang High-Tech Park,
Shanghai P.R.C (201612)

Tel: +86 21 6195 7000
Fax: +86 21 6195 7001
Email: contact@cn.bureauveritas.com

TEST REPORT N°: SXP-ESH-P19122701



The Accreditation only attests the technical capability of the testing laboratory for the tests covered by the accreditation.



LCIE CHINA

必维欧亚电气技术咨询服务(上海)有限公司

Building 4, No. 518, Xin Zhuan Road,
CaoHejing Songjiang High-Tech Park,
Shanghai P.R.C (201612)

Tel: +86 21 6195 7000
Fax: +86 21 6195 7001
Email: contact@cn.bureauveritas.com

TEST REPORT N°: SXP-ESH-P19122701



The Accreditation only attests the technical capability of the testing laboratory for the tests covered by the accreditation.

LCIE CHINA

必维欧亚电气技术咨询服务(上海)有限公司

Building 4, No. 518, Xin Zhuan Road,
CaoHejing Songjiang High-Tech Park,
Shanghai P.R.C (201612)

Tel: +86 21 6195 7000
Fax: +86 21 6195 7001
Email: contact@cn.bureauveritas.com



TEST REPORT N°: SXP-ESH-P19122701

Testing:	
Date of receipt of test item	2020-01-10
Date(s) of performance of test.....	2020-01-10 to 2020-03-10
Manufacturer name.....	Same as applicant
Manufacturer Address	Same as applicant
<p>Summary of Testing and Conclusions</p> <ul style="list-style-type: none"> • The equipment is a Pocket WiFi. • The equipment included two type, Pocket WiFi Plus and Pocket WiFi 2.0, the model Pocket WiFi Plus comes with three different antennas. See page 3-4 for details .Except for the change of trade name, model number, antenna type and shell structure. • The manufacture specified maximum operated ambient temperature is 65°C. • The sample(s) tested complies with the requirement of IEC 62368-1:2018+EN 62368-1:2014+A11:2017+AS/NZS 62368.1:2018 Deviation. 	

The Accreditation only attests the technical capability of the testing laboratory for the tests covered by the accreditation.

LCIE CHINA

必维欧亚电气技术咨询服务 (上海) 有限公司

Building 4, No. 518, Xin Zhuan Road,
CaoHejing Songjiang High-Tech Park,
Shanghai P.R.C (201612)

Tel: +86 21 6195 7000
Fax: +86 21 6195 7001
Email: contact@cn.bureauveritas.com



TEST REPORT N°: SXP-ESH-P19122701

TEST ITEM PARTICULARS:	
Classification of use by	<input checked="" type="checkbox"/> Ordinary person <input type="checkbox"/> Instructed person <input type="checkbox"/> Skilled person <input type="checkbox"/> Children likely to be present
Supply Connection	<input type="checkbox"/> AC Mains <input type="checkbox"/> DC Mains <input checked="" type="checkbox"/> External Circuit - not Mains connected <input checked="" type="checkbox"/> ES1 <input type="checkbox"/> ES2 <input type="checkbox"/> ES3
Supply % Tolerance	<input type="checkbox"/> +10%/-10% <input type="checkbox"/> +20%/-15% <input type="checkbox"/> +____%/ -____% <input checked="" type="checkbox"/> None
Supply Connection – Type	<input type="checkbox"/> pluggable equipment type A - <input type="checkbox"/> non-detachable supply cord <input type="checkbox"/> appliance coupler <input type="checkbox"/> direct plug-in <input type="checkbox"/> mating connector <input type="checkbox"/> pluggable equipment type B - <input type="checkbox"/> non-detachable supply cord <input type="checkbox"/> appliance coupler <input type="checkbox"/> permanent connection <input type="checkbox"/> mating connector <input checked="" type="checkbox"/> other: <u>Only consider wifi module</u>
Considered current rating of protective device as part of building or equipment installation	<input type="checkbox"/> 16 A Installation location: <input type="checkbox"/> building; <input type="checkbox"/> equipment
Equipment mobility	<input type="checkbox"/> movable <input type="checkbox"/> hand-held <input checked="" type="checkbox"/> transportable <input type="checkbox"/> stationary <input type="checkbox"/> for building-in <input type="checkbox"/> direct plug-in <input type="checkbox"/> rack-mounting <input type="checkbox"/> wall-mounted
Over voltage category (OVC)	<input type="checkbox"/> OVC I <input type="checkbox"/> OVC II <input type="checkbox"/> OVC III <input type="checkbox"/> OVC IV <input checked="" type="checkbox"/> other: <u>Only consider wifi module</u>
Class of equipment	<input type="checkbox"/> Class I <input type="checkbox"/> Class II <input checked="" type="checkbox"/> Class III
Access location	<input type="checkbox"/> restricted access location <input checked="" type="checkbox"/> N/A

The Accreditation only attests the technical capability of the testing laboratory for the tests covered by the accreditation.

LCIE CHINA
 必维欧亚电气技术咨询服务 (上海) 有限公司

Building 4, No. 518, Xin Zhuan Road,
 CaoHejing Songjiang High-Tech Park,
 Shanghai P.R.C (201612)

Tel: +86 21 6195 7000
 Fax: +86 21 6195 7001
 Email: contact@cn.bureauveritas.com



TEST REPORT N°: SXP-ESH-P19122701

Pollution degree (PD)	<input type="checkbox"/> PD 1 <input checked="" type="checkbox"/> PD 2 <input type="checkbox"/> PD 3
Manufacturer's specified maximum operating ambient	65 °C
IP protection class	<input checked="" type="checkbox"/> IPX0 <input type="checkbox"/> IP__
Power Systems	<input checked="" type="checkbox"/> TN <input type="checkbox"/> TT <input type="checkbox"/> IT - ____ V L-L
Altitude during operation (m)	<input checked="" type="checkbox"/> 2000 m or less <input type="checkbox"/> ____ m
Altitude of test laboratory (m)	<input type="checkbox"/> 2000 m or less <input checked="" type="checkbox"/> <50 m
Mass of equipment (kg)	<input checked="" type="checkbox"/> 0.034 kg
Possible test case verdicts:	
- test object does meet the requirement :	P (Pass)
- test case does not apply to the test object :	N/A or N (Not applicable)
- test object does not meet the requirement :	F (Fail)
- test object does not demand	ND (Not demanded)
General remarks:	
"(See remark #)" refers to a remark appended to the report.	
Throughout this report a comma is used as the decimal separator.	

The Accreditation only attests the technical capability of the testing laboratory for the tests covered by the accreditation.

LCIE CHINA

必维欧亚电气技术咨询服务 (上海) 有限公

司

Building 4, No. 518, Xin Zhuan Road,
CaoHejing Songjiang High-Tech Park,
Shanghai P.R.C (201612)

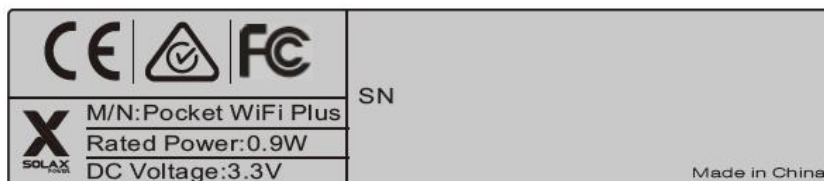
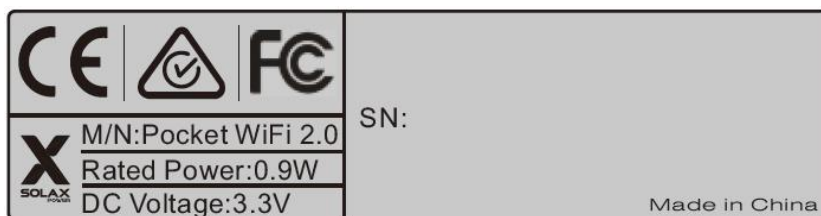
Tel: +86 21 6195 7000
Fax: +86 21 6195 7001
Email: contact@cn.bureauveritas.com



TEST REPORT N°: SXP-ESH-P19122701

Test item description	POCKET WIFI
Trade Mark	SolaX Power
Manufacturer.....	Same as applicant
Model/Type reference.....	Pocket WiFi 2.0/Pocket WiFi Plus
Ratings.....	3.3VDC,0.9W

Copy of marking plate



Note: The instruction sheet and marking should be translated to the language where the product will be sell.

The height of WEEE marking shall be at least 7 mm.

The CE height of other symbol shall be at least 5 mm.

For EUROPEAN market the batch number ,name and address of EUROPEAN importer also should list in the marking plate.

Remark: This marking is only for information check and may not be attached to final product, final information shall be considered in final product.

Note: The instruction sheet and marking should be translated to the language where the product will be sell.

The Accreditation only attests the technical capability of the testing laboratory for the tests covered by the accreditation.

LCIE CHINA
 必维欧亚电气技术咨询服务 (上海) 有限公
 司

Building 4, No. 518, Xin Zhuan Road,
 CaoHejing Songjiang High-Tech Park,
 Shanghai P.R.C (201612)

Tel: +86 21 6195 7000
 Fax: +86 21 6195 7001
 Email: contact@cn.bureauveritas.com



TEST REPORT N°: SXP-ESH-P19122701

ENERGY SOURCE IDENTIFICATION AND CLASSIFICATION TABLE:	
(Note 1: Identify the following six (6) energy source forms based on the origin of the energy.) (Note 2: The identified classification e.g., ES2, TS1, should be with respect to its ability to cause pain or injury on the body or its ability to ignite a combustible material. Any energy source can be declared Class 3 as a worse case classification e.g. PS3, ES3.	
Electrically-caused injury (Clause 5): (Note: Identify type of source, list sub-assembly or circuit designation and corresponding energy source classification) Example: +5 V dc input ES1	
Source of electrical energy	Corresponding classification (ES)
3.3VDC	ES 1
Electrically-caused fire (Clause 6): (Note: List sub-assembly or circuit designation and corresponding energy source classification) Example: Battery pack (maximum 85 watts): PS2	
Source of power or PIS	Corresponding classification (PS)
3.3VDC	PS1
Injury caused by hazardous substances (Clause 7) (Note: Specify hazardous chemicals, whether produces ozone or other chemical construction not addressed as part of the component evaluation.) Example: Liquid in filled component Glycol	
Source of hazardous substances	Corresponding chemical
--	--
--	--
Mechanically-caused injury (Clause 8) (Note: List moving part(s), fan, special installations, etc. & corresponding MS classification based on Table 35.) Example: Wall mount unit MS2	
Source of kinetic/mechanical energy	Corresponding classification (MS)
Sharp edges and corners	MS1
Equipment mass	MS1
Thermal burn injury (Clause 9) (Note: Identify the surface or support, and corresponding energy source classification based on type of part, location, operating temperature and contact time in Table 38.) Example: Hand-held scanner – thermoplastic enclosure TS1	

The Accreditation only attests the technical capability of the testing laboratory for the tests covered by the accreditation.

LCIE CHINA
 必维欧亚电气技术咨询服务 (上海) 有限公司

Building 4, No. 518, Xin Zhuan Road,
 CaoHejing Songjiang High-Tech Park,
 Shanghai P.R.C (201612)

Tel: +86 21 6195 7000
 Fax: +86 21 6195 7001
 Email: contact@cn.bureauveritas.com



TEST REPORT N°: SXP-ESH-P19122701

ENERGY SOURCE IDENTIFICATION AND CLASSIFICATION TABLE:	
Source of thermal energy	Corresponding classification (TS)
Accessible surfaces touched or held for short time	TS1
Radiation (Clause 10) (Note: List the types of radiation present in the product and the corresponding energy source classification.) Example: DVD – Class 1 Laser Product RS1	
Type of radiation	Corresponding classification (RS)
Low power indicating LED	RS1
--	--

ENERGY SOURCE DIAGRAM
Indicate which energy sources are included in the energy source diagram. Insert diagram below
-- <input type="checkbox"/> ES <input type="checkbox"/> PS <input type="checkbox"/> MS <input type="checkbox"/> TS <input type="checkbox"/> RS

OVERVIEW OF EMPLOYED SAFEGUARDS				
Clause	Possible Hazard			
5.1	Electrically-caused injury			
Body Part (e.g. Ordinary)	Energy Source (ES3: Primary Filter circuit)	Safeguards		
		Basic	Supplementary	Reinforced (Enclosure)
Ordinary	ES1: 3.3VDC	N/A	N/A	N/A
6.1	Electrically-caused fire			
Material part (e.g. mouse enclosure)	Energy Source (PS2: 100 Watt circuit)	Safeguards		
		Basic	Supplementary	Reinforced
All combustible materials	PS1: input circuit	No ignition temperatu	N/A	N/A

The Accreditation only attests the technical capability of the testing laboratory for the tests covered by the accreditation.

LCIE CHINA
必维欧亚电气技术咨询服务(上海)有限公司

Building 4, No. 518, Xin Zhuan Road,
CaoHejing Songjiang High-Tech Park,
Shanghai P.R.C (201612)

Tel: +86 21 6195 7000
Fax: +86 21 6195 7001
Email: contact@cn.bureauveritas.com



TEST REPORT N°: SXP-ESH-P19122701

		re		
7.1	Injury caused by hazardous substances			
Body Part (e.g., skilled)	Energy Source (hazardous material)	Safeguards		
		Basic	Supplementary	Reinforced
N/A	N/A	N/A	N/A	N/A
8.1	Mechanically-caused injury			
Body Part (e.g. Ordinary)	Energy Source (MS3:High Pressure Lamp)	Safeguards		
		Basic	Supplementary	Reinforced (Enclosure)
Ordinary	MS1: Sharp edges and corners	N/A	N/A	N/A
Ordinary	MS1: Equipment mass	N/A	N/A	N/A
9.1	Thermal Burn			
Body Part (e.g., Ordinary)	Energy Source (TS2)	Safeguards		
		Basic	Supplementary	Reinforced
Ordinary	TS1: Accessible surfaces	N/A	N/A	N/A
10.1	Radiation			
Body Part (e.g., Ordinary)	Energy Source (Output from audio port)	Safeguards		
		Basic	Supplementary	Reinforced
N/A	N/A	N/A	N/A	N/A
Supplementary Information:				
(1) See attached energy source diagram for additional details.				
(2) "N" – Normal Condition; "A" – Abnormal Condition; "S" Single Fault				

IEC 62368-1			
Clause	Requirement + Test	Result - Remark	Verdict
4	GENERAL REQUIREMENTS		P
4.1.1	Acceptance of materials, components and subassemblies	(See appended table 4.1.2)	P
4.1.2	Use of components	(See appended table 4.1.2)	P
4.1.3	Equipment design and construction		P
4.1.4	Specified ambient temperature for outdoor use (°C) :		N/A
4.1.5	Constructions and components not specifically covered		P
4.1.8	Liquids and liquid filled components (LFC)	(See G.15)	N/A
4.1.15	Markings and instructions	(See Annex F)	P
4.4.3	Safeguard robustness	No safeguard required for Class 1 energy source	N/A
4.4.3.1	General		N/A
4.4.3.2	Steady force tests	(See Clause T.3, T.4, T.5)	N/A
4.4.3.3	Drop tests	(See Annex T.7)	P
4.4.3.4	Impact tests	(See Clause T.6)	N/A
4.4.3.5	Internal accessible safeguard tests	(See Clause T.3)	N/A
4.4.3.6	Glass impact tests	(See Clause T.9, Annex U)	N/A
4.4.3.7	Glass fixation tests		N/A
	Glass impact test (1J)		N/A
	Push/pull test (10 N)		N/A
4.4.3.8	Thermoplastic material tests	(See Annex T.8)	P
4.4.3.9	Air comprising a safeguard		N/A
4.4.3.10	Accessibility, glass, safeguard effectiveness		N/A
4.4.4	Displacement of a safeguard by an insulating liquid		N/A
4.4.5	Safety interlocks	(See Annex K)	N/A
4.5	Explosion		N/A
4.5.1	General	(See Annex M for batteries)	N/A
4.5.2	No explosion during normal/abnormal operating condition	(See Clause B.2, B.3)	N/A
	No harm by explosion during single fault conditions	(See Clause B.4)	N/A
4.6	Fixing of conductors		N/A
	Fix conductors not to defeat a safeguard		N/A
	Compliance is checked by test :	(See Clause T.2)	N/A

The Accreditation only attests the technical capability of the testing laboratory for the tests covered by the accreditation.

LCIE CHINA

必维欧亚电气技术咨询服务(上海)有限公司

Building 4, No. 518, Xin Zhuan Road,
CaoHejing Songjiang High-Tech Park,
Shanghai P.R.C (201612)

Tel: +86 21 6195 7000
Fax: +86 21 6195 7001
Email: contact@cn.bureauveritas.com

IEC 62368-1			
Clause	Requirement + Test	Result - Remark	Verdict
4.7	Equipment for direct insertion into mains socket-outlets		N/A
4.7.2	Mains plug part complies with relevant standard... :	Not directly plug in equipment	N/A
4.7.3	Torque (Nm)	See above	N/A
4.8	Equipment containing coin/button cell batteries		N/A
4.8.1	General		N/A
4.8.2	Instructional safeguard	Placed on marking and user manual	N/A
4.8.3	Battery compartment door/cover construction		N/A
	Open torque test		N/A
4.8.4.2	Stress relief test	(See Annex T.8)	N/A
4.8.4.3	Battery replacement test		N/A
4.8.4.4	Drop test		N/A
4.8.4.5	Impact test		N/A
4.8.4.6	Crush test		N/A
4.8.5	Compliance		N/A
	30N force test with test probe		N/A
	20N force test with test hook		N/A
4.9	Likelihood of fire or shock due to entry of conductive object		N/A
4.10	Component requirements		N/A
4.10.1	Disconnect Device	(See Annex L)	N/A
4.10.2	Switches and relays	(See Annex G)	N/A

5	ELECTRICALLY-CAUSED INJURY		P
5.2	Classification and limits of electrical energy sources		P
5.2.2	ES1, ES2 and ES3 limits		P
5.2.2.2	Steady-state voltage and current limits..... :	Class III equipment, supply form ES1.	P
5.2.2.3	Capacitance limits	(See appended table 5.2)	N/A
5.2.2.4	Single pulse limits	(See appended table 5.2)	N/A
5.2.2.5	Limits for repetitive pulses	(See appended table 5.2)	N/A
5.2.2.6	Ringling signals	(See Annex H)	N/A
5.2.2.7	Audio signals	(See Clause E.1)	N/A
5.3	Protection against electrical energy sources		N/A

The Accreditation only attests the technical capability of the testing laboratory for the tests covered by the accreditation.

LCIE CHINA

必维欧亚电气技术咨询服务(上海)有限公司

Building 4, No. 518, Xin Zhuan Road,
CaoHejing Songjiang High-Tech Park,
Shanghai P.R.C (201612)

Tel: +86 21 6195 7000
Fax: +86 21 6195 7001
Email: contact@cn.bureauveritas.com

IEC 62368-1			
Clause	Requirement + Test	Result - Remark	Verdict
5.3.1	General Requirements for accessible parts to ordinary, instructed and skilled persons	No safeguard required for ES1	N/A
5.3.1 a)	Accessible ES1/ES2 derived from ES2/ES3 circuits		N/A
5.3.1 b)	Skilled persons not unintentional contact ES3 bare conductors		N/A
5.3.2.1	Accessibility to electrical energy sources and safeguards		N/A
	Accessibility to outdoor equipment bare parts		N/A
5.3.2.2	Contact requirements		N/A
	Test with test probe from Annex V		-
5.3.2.2 a)	Air gap – electric strength test potential (V)..... :	Only ES1 existed	N/A
5.3.2.2 b)	Air gap – distance (mm) :	Only ES1 existed	N/A
5.3.2.3	Compliance		N/A
5.3.2.4	Terminals for connecting stripped wire		N/A
5.4	Insulation materials and requirements		N/A
5.4.1.2	Properties of insulating material	Class III equipment, supply form ES1	N/A
5.4.1.3	Material is non-hygroscopic		N/A
5.4.1.4	Maximum operating temperature for insulating materials :	(See appended table)	P
5.4.1.5	Pollution degrees :	Pollution degree 2	N/A
5.4.1.5.2	Test for pollution degree 1 environment and for an insulating compound		N/A
5.4.1.5.3	Thermal cycling test		N/A
5.4.1.6	Insulation in transformers with varying dimensions		N/A
5.4.1.7	Insulation in circuits generating starting pulses		N/A
5.4.1.8	Determination of working voltage :	(See appended table 5.4.1.8)	N/A
5.4.1.9	Insulating surfaces		N/A
5.4.1.10	Thermoplastic parts on which conductive metallic parts are directly mounted	Functional insulation only	N/A
5.4.1.10.2	Vicat test..... :	(See appended table 5.4.1.10.2)	N/A
5.4.1.10.3	Ball pressure test :	(See appended table 5.4.1.10.3)	N/A
5.4.2	Clearances	Functional insulation only	N/A
5.4.2.1	General requirements		N/A

The Accreditation only attests the technical capability of the testing laboratory for the tests covered by the accreditation.

LCIE CHINA

必维欧亚电气技术咨询服务(上海)有限公司

Building 4, No. 518, Xin Zhuan Road,
CaoHejing Songjiang High-Tech Park,
Shanghai P.R.C (201612)

Tel: +86 21 6195 7000
Fax: +86 21 6195 7001
Email: contact@cn.bureauveritas.com

IEC 62368-1			
Clause	Requirement + Test	Result - Remark	Verdict
	Clearances in circuits connected to AC Mains, Alternative method	(See Annex X)	N/A
5.4.2.2	Procedure 1 for determining clearance		N/A
	Temporary overvoltage		—
5.4.2.3	Procedure 2 for determining clearance		N/A
5.4.2.3.2.2	a.c. mains transient voltage		—
5.4.2.3.2.3	d.c. mains transient voltage		—
5.4.2.3.2.4	External circuit transient voltage		—
5.4.2.3.2.5	Transient voltage determined by measurement.....		—
5.4.2.4	Determining the adequacy of a clearance using an electric strength test	(See appended table 5.4.2)	N/A
5.4.2.5	Multiplication factors for clearances and test voltages		N/A
5.4.2.6	Clearance measurement	(See appended table 5.4.2)	N/A
5.4.3	Creepage distances	Functional insulation only	N/A
5.4.3.1	General		N/A
5.4.3.3	Material group	IIIb	—
5.4.3.4	Creepage distances measurement	(See appended table 5.4.3)	N/A
5.4.4	Solid insulation	ES1 circuit, no requirement for DTI	N/A
5.4.4.1	General requirements		N/A
5.4.4.2	Minimum distance through insulation	(See appended table 5.4.4.2)	N/A
5.4.4.3	Insulating compound forming solid insulation		N/A
5.4.4.4	Solid insulation in semiconductor devices		N/A
5.4.4.5	Insulating compound forming cemented joints		N/A
5.4.4.6	Thin sheet material		N/A
5.4.4.6.1	General requirements		N/A
5.4.4.6.2	Separable thin sheet material		N/A
	Number of layers (pcs)		N/A
5.4.4.6.3	Non-separable thin sheet material		N/A
	Number of layers (pcs)		N/A
5.4.4.6.4	Standard test procedure for non-separable thin sheet material.....	(See appended table 5.4.9)	N/A
5.4.4.6.5	Mandrel test		N/A
5.4.4.7	Solid insulation in wound components		N/A

The Accreditation only attests the technical capability of the testing laboratory for the tests covered by the accreditation.

LCIE CHINA

必维欧亚电气技术咨询服务(上海)有限公司

Building 4, No. 518, Xin Zhuan Road,
CaoHejing Songjiang High-Tech Park,
Shanghai P.R.C (201612)

Tel: +86 21 6195 7000
Fax: +86 21 6195 7001
Email: contact@cn.bureauveritas.com

IEC 62368-1			
Clause	Requirement + Test	Result - Remark	Verdict
5.4.4.9	Solid insulation at frequencies >30 kHz, E_P , K_R , d , V_{PW} (V).....:	(See appended Table 5.4.4.9)	N/A
	Alternative by electric strength test, tested voltage (V), K_R:	(See appended Tables 5.4.4.9 and 5.4.9)	N/A
5.4.5	Antenna terminal insulation		N/A
5.4.5.1	General		N/A
5.4.5.2	Voltage surge test		N/A
5.4.5.3	Insulation resistance (M Ω).....:		N/A
	Electric strength test.....:	(See appended table 5.4.9)	N/A
5.4.6	Insulation of internal wire as part of supplementary safeguard		N/A
5.4.7	Tests for semiconductor components and for cemented joints		N/A
5.4.8	Humidity conditioning		N/A
	Relative humidity (%), temperature ($^{\circ}$ C), duration (h).....:	The insulation only for functional insulation	—
5.4.9	Electric strength test		N/A
5.4.9.1	Test procedure for type test of solid insulation.....:	(See appended table 5.4.9)	N/A
5.4.9.2	Test procedure for routine test		N/A
5.4.10	Safeguards against transient voltages from external circuits		N/A
5.4.10.1	Parts and circuits separated from external circuits		N/A
5.4.10.2	Test methods		N/A
5.4.10.2.1	General		N/A
5.4.10.2.2	Impulse test.....:	(See appended table 5.4.9)	N/A
5.4.10.2.3	Steady-state test.....:	(See appended table 5.4.9)	N/A
5.4.10.3	Verification for insulation breakdown for impulse test.....:		N/A
5.4.11	Separation between external circuits and earth		N/A
5.4.11.1	Exceptions to separation between external circuits and earth		N/A
5.4.11.2	Requirements		N/A
	SPDs bridge separation between external circuit and earth		N/A
	Rated operating voltage U_{op} (V).....:		—
	Nominal voltage U_{peak} (V).....:		—

The Accreditation only attests the technical capability of the testing laboratory for the tests covered by the accreditation.

LCIE CHINA

必维欧亚电气技术咨询服务(上海)有限公司

Building 4, No. 518, Xin Zhuan Road,
CaoHejing Songjiang High-Tech Park,
Shanghai P.R.C (201612)

Tel: +86 21 6195 7000
Fax: +86 21 6195 7001
Email: contact@cn.bureauveritas.com

IEC 62368-1			
Clause	Requirement + Test	Result - Remark	Verdict
	Max increase due to variation ΔU_{sp}		—
	Max increase due to ageing ΔU_{sa}		—
5.4.11.3	Test method and compliance	(See appended table 5.4.9)	N/A
5.4.12	Insulating liquid		N/A
5.4.12.1	General requirements		N/A
5.4.12.2	Electric strength of an insulating liquid	(See appended table 5.4.9)	N/A
5.4.12.3	Compatibility of an insulating liquid.....	(See appended table 5.4.9)	N/A
5.4.12.4	Container for insulating liquid		N/A
5.5	Components as safeguards		N/A
5.5.1	General		N/A
5.5.2	Capacitors and RC units		N/A
5.5.2.1	General requirement		N/A
5.5.2.2	Safeguards against capacitor discharge after disconnection of a connector.....	(See appended table 5.5.2.2)	N/A
5.5.3	Transformers	No such component	N/A
5.5.4	Optocouplers	No such component	N/A
5.5.5	Relays	No such component	N/A
5.5.6	Resistors	No such resistors used	N/A
5.5.7	SPDs	No such component	N/A
5.5.8	Insulation between the mains and an external circuit consisting of a coaxial cable.....	Not mains connected equipment	N/A
5.5.9	Safeguards for socket-outlets in outdoor equipment		N/A
	RCD rated residual operating current (mA).....	No such device	—
5.6	Protective conductor	Class III equipment	N/A
5.6.2	Requirement for protective conductors		N/A
5.6.2.1	General requirements		N/A
5.6.2.2	Colour of insulation		N/A
5.6.3	Requirement for protective earthing conductors		N/A
	Protective earthing conductor size (mm ²)		—
	Protective earthing conductor serving as a reinforced safeguard		N/A
	Protective earthing conductor serving as a double safeguard		N/A
5.6.4	Requirements for protective bonding conductors		N/A

The Accreditation only attests the technical capability of the testing laboratory for the tests covered by the accreditation.

LCIE CHINA

必维欧亚电气技术咨询服务(上海)有限公司

Building 4, No. 518, Xin Zhuan Road,
CaoHejing Songjiang High-Tech Park,
Shanghai P.R.C (201612)

Tel: +86 21 6195 7000
Fax: +86 21 6195 7001
Email: contact@cn.bureauveritas.com

IEC 62368-1			
Clause	Requirement + Test	Result - Remark	Verdict
5.6.4.1	Protective bonding conductors		N/A
	Protective bonding conductor size (mm ²).		—
5.6.4.2	Protective current rating (A).....		N/A
5.6.5	Terminals for protective conductors		N/A
5.6.5.1	Terminal size for connecting protective earthing conductors (mm)		N/A
	Terminal size for connecting protective bonding conductors (mm)		N/A
5.6.5.2	Corrosion		N/A
5.6.6	Resistance of the protective bonding system		N/A
5.6.6.1	Requirements		N/A
5.6.6.2	Test Method.....	(See appended table 5.6.6)	N/A
5.6.6.3	Resistance (Ω) or voltage drop.....	(See appended table 5.6.6)	N/A
5.6.7	Reliable connection of a protective earthing conductor		N/A
5.6.8	Functional earthing		N/A
	Conductor size (mm ²).....		N/A
	Class II with functional earthing marking		N/A
	Appliance inlet cl & cr (mm).....		N/A
5.7	Prospective touch voltage, touch current and protective conductor current		N/A
5.7.2	Measuring devices and networks		N/A
5.7.2.1	Measurement of touch current	ES1 equipment not connected to mains and other external circuit	N/A
5.7.2.2	Measurement of voltage		N/A
5.7.3	Equipment set-up, supply connections and earth connections		N/A
5.7.4	Unearthed accessible parts	(See appended table 5.7.4)	N/A
5.7.5	Earthed accessible conductive parts	(See appended table 5.7.5)	N/A
5.7.6	Requirements when touch current exceeds ES2 limits		N/A
	Protective conductor current (mA).....		N/A
	Instructional Safeguard.....		N/A
5.7.7	Prospective touch voltage and touch current associated with external circuits		N/A
5.7.7.1	Touch current from coaxial cables		N/A

The Accreditation only attests the technical capability of the testing laboratory for the tests covered by the accreditation.

LCIE CHINA

必维欧亚电气技术咨询服务(上海)有限公司

Building 4, No. 518, Xin Zhuan Road,
CaoHejing Songjiang High-Tech Park,
Shanghai P.R.C (201612)

Tel: +86 21 6195 7000
Fax: +86 21 6195 7001
Email: contact@cn.bureauveritas.com

IEC 62368-1			
Clause	Requirement + Test	Result - Remark	Verdict
5.7.7.2	Prospective touch voltage and touch current associated with paired conductor cables		N/A
5.7.8	Summation of touch currents from external circuits	ES1 equipment not connected to mains and other external circuit	N/A
	a) Equipment connected to earthed external circuits, current (mA)		N/A
	b) Equipment connected to unearthed external circuits, current (mA)		N/A
5.8	Backfeed safeguard in battery backed up supplies		N/A
	Mains terminal ES		N/A
	Air gap (mm)		N/A

6	ELECTRICALLY- CAUSED FIRE		P
6.2	Classification of PS and PIS		P
6.2.2	Power source circuit classifications	limit to PS1 as the power source of EUT	P
6.2.3	Classification of potential ignition sources		P
6.2.3.1	Arcing PIS	Not existed in PS1 circuit	N/A
6.2.3.2	Resistive PIS	Not existed in PS1 circuit	N/A
6.3	Safeguards against fire under normal operating and abnormal operating conditions		N/A
6.3.1	No ignition and attainable temperature value less than 90 % defined by ISO 871 or less than 300 °C for unknown materials	(See appended table B.1.5 and B.3)	N/A
	Combustible materials outside fire enclosure	No fire enclosure needed	N/A
6.4	Safeguards against fire under single fault conditions		N/A
6.4.1	Safeguard method	Reduce the likelihood of ignition	N/A
6.4.2	Reduction of the likelihood of ignition under single fault conditions in PS1 circuits		N/A
6.4.3	Reduction of the likelihood of ignition under single fault conditions in PS2 and PS3 circuits	PS1	N/A
6.4.3.1	Supplementary safeguards		N/A
6.4.3.2	Single Fault Conditions	(See appended table B.4)	N/A
	Special conditions for temperature limited by fuse		N/A
6.4.4	Control of fire spread in PS1 circuits	Plastic enclosure reference V-1 or better	P
6.4.5	Control of fire spread in PS2 circuits		N/A

The Accreditation only attests the technical capability of the testing laboratory for the tests covered by the accreditation.

LCIE CHINA

必维欧亚电气技术咨询服务(上海)有限公司

Building 4, No. 518, Xin Zhuan Road,
CaoHejing Songjiang High-Tech Park,
Shanghai P.R.C (201612)

Tel: +86 21 6195 7000
Fax: +86 21 6195 7001
Email: contact@cn.bureauveritas.com

IEC 62368-1			
Clause	Requirement + Test	Result - Remark	Verdict
6.4.5.2	Supplementary safeguards		N/A
6.4.6	Control of fire spread in PS3 circuits		N/A
6.4.7	Separation of combustible materials from a PIS		N/A
6.4.7.2	Separation by distance		N/A
6.4.7.3	Separation by a fire barrier		N/A
6.4.8	Fire enclosures and fire barriers		P
6.4.8.2	Fire enclosure and fire barrier material properties		P
6.4.8.2.1	Requirements for a fire barrier		N/A
6.4.8.2.2	Requirements for a fire enclosure		P
6.4.8.3	Constructional requirements for a fire enclosure and a fire barrier		N/A
6.4.8.3.1	Fire enclosure and fire barrier openings		N/A
6.4.8.3.2	Fire barrier dimensions		N/A
6.4.8.3.3	Top openings and properties		N/A
	Openings dimensions (mm)..... :		N/A
6.4.8.3.4	Bottom openings and properties		N/A
	Openings dimensions (mm)..... :		N/A
	Flammability tests for the bottom of a fire enclosure	(See Clause S.3)	N/A
	Instructional Safeguard..... :		N/A
6.4.8.3.5	Side openings and properties		N/A
	Openings dimensions (mm)..... :		N/A
6.4.8.3.6	Integrity of a fire enclosure, condition met: a), b) or c)..... :		N/A
6.4.8.4	Separation of a PIS from a fire enclosure and a fire barrier distance (mm) or flammability rating..... :		N/A
6.4.9	Flammability of insulating liquid..... :		N/A
6.5	Internal and external wiring		P
6.5.1	General requirements	PS1 circuit only	N/A
6.5.2	Requirements for interconnection to building wiring..... :	See above	N/A
6.5.3	Internal wiring size (mm ²) for socket-outlets..... :	See above	N/A
6.6	Safeguards against fire due to the connection to additional equipment		N/A

The Accreditation only attests the technical capability of the testing laboratory for the tests covered by the accreditation.

LCIE CHINA

必维欧亚电气技术咨询服务(上海)有限公司

Building 4, No. 518, Xin Zhuan Road,
CaoHejing Songjiang High-Tech Park,
Shanghai P.R.C (201612)

Tel: +86 21 6195 7000
Fax: +86 21 6195 7001
Email: contact@cn.bureauveritas.com

IEC 62368-1			
Clause	Requirement + Test	Result - Remark	Verdict
7	INJURY CAUSED BY HAZARDOUS SUBSTANCES		N/A
7.2	Reduction of exposure to hazardous substances		N/A
7.3	Ozone exposure		N/A
7.4	Use of personal safeguards or personal protective equipment (PPE)		N/A
	Personal safeguards and instructions..... :		—
7.5	Use of instructional safeguards and instructions		N/A
	Instructional safeguard (ISO 7010)..... :		—
7.6	Batteries and their protection circuits		N/A

8	MECHANICALLY-CAUSED INJURY		P
8.2	Mechanical energy source classifications		P
8.3	Safeguards against mechanical energy sources		P
8.4	Safeguards against parts with sharp edges and corners		P
8.4.1	Safeguards	No safeguard required for MS1 edged and corners	N/A
	Instructional Safeguard..... :	See above	N/A
8.4.2	Sharp edges or corners		N/A
8.5	Safeguards against moving parts		N/A
8.5.1	Fingers, jewellery, clothing, hair, etc., contact with MS2 or MS3 parts	No moving parts	N/A
	MS2 or MS3 part required to be accessible for the function of the equipment		N/A
	Moving MS3 parts only accessible to skilled person		N/A
8.5.2	Instructional safeguard		N/A
8.5.4	Special categories of equipment containing moving parts		N/A
8.5.4.1	General		N/A
8.5.4.2	Equipment containing work cells with MS3 parts		N/A
8.5.4.2.1	Protection of persons in the work cell		N/A
8.5.4.2.2	Access protection override		N/A
8.5.4.2.2.1	Override system		N/A
8.5.4.2.2.2	Visual indicator		N/A
8.5.4.2.3	Emergency stop system		N/A
	Maximum stopping distance from the point of activation (m)..... :		N/A

The Accreditation only attests the technical capability of the testing laboratory for the tests covered by the accreditation.

LCIE CHINA

必维欧亚电气技术咨询服务(上海)有限公司

Building 4, No. 518, Xin Zhuan Road,
CaoHejing Songjiang High-Tech Park,
Shanghai P.R.C (201612)

Tel: +86 21 6195 7000
Fax: +86 21 6195 7001
Email: contact@cn.bureauveritas.com

IEC 62368-1			
Clause	Requirement + Test	Result - Remark	Verdict
	Space between end point and nearest fixed mechanical part (mm)		N/A
8.5.4.2.4	Endurance requirements		N/A
	Mechanical system subjected to 100 000 cycles of operation		N/A
	- Mechanical function check and visual inspection		N/A
	- Cable assembly		N/A
8.5.4.3	Equipment having electromechanical device for destruction of media		N/A
8.5.4.3.1	Equipment safeguards		N/A
8.5.4.3.2	Instructional safeguards against moving parts..... :		N/A
8.5.4.3.3	Disconnection from the supply		N/A
8.5.4.3.4	Cut type and test force (N)..... :		N/A
8.5.4.3.5	Compliance		N/A
8.5.5	High pressure lamps		N/A
	Explosion test..... :		N/A
8.5.5.3	Glass particles dimensions (mm)		N/A
8.6	Stability of equipment		P
8.6.1	General	<7kg, MS1 , no safeguard needed	P
	Instructional safeguard	See above	N/A
8.6.2	Static stability		N/A
8.6.2.2	Static stability test		N/A
8.6.2.3	Downward force test		N/A
8.6.3	Relocation stability		N/A
	Wheels diameter (mm)		—
	Tilt test		N/A
8.6.4	Glass slide test		N/A
8.6.5	Horizontal force test		N/A
8.7	Equipment mounted to wall, ceiling or other structure		N/A
8.7.1	Mount means type		N/A
8.7.2	Test methods		N/A
	Test 1, additional downwards force (N)..... :		N/A
	Test 2, number of attachment points and test force (N)		N/A

The Accreditation only attests the technical capability of the testing laboratory for the tests covered by the accreditation.

LCIE CHINA

必维欧亚电气技术咨询服务(上海)有限公司

Building 4, No. 518, Xin Zhuan Road,
CaoHejing Songjiang High-Tech Park,
Shanghai P.R.C (201612)

Tel: +86 21 6195 7000
Fax: +86 21 6195 7001
Email: contact@cn.bureauveritas.com

IEC 62368-1			
Clause	Requirement + Test	Result - Remark	Verdict
	Test 3 Nominal diameter (mm) and applied torque (Nm)		N/A
8.8	Handles strength		N/A
8.8.1	General		N/A
8.8.2	Handle strength test		N/A
	Number of handles		—
	Force applied (N)		—
8.9	Wheels or casters attachment requirements		N/A
8.9.2	Pull test		N/A
8.10	Carts, stands and similar carriers		N/A
8.10.1	General		N/A
8.10.2	Marking and instructions		N/A
8.10.3	Cart, stand or carrier loading test		N/A
	Loading force applied (N)		N/A
8.10.4	Cart, stand or carrier impact test		N/A
8.10.5	Mechanical stability		N/A
	Force applied (N)		—
8.10.6	Thermoplastic temperature stability		N/A
8.11	Mounting means for slide-rail mounted equipment (SRME)		N/A
8.11.1	General		N/A
8.11.2	Requirements for slide rails		N/A
	Instructional Safeguard		N/A
8.11.3	Mechanical strength test		N/A
8.11.3.1	Downward force test, force (N) applied		N/A
8.11.3.2	Lateral push force test		N/A
8.11.3.3	Integrity of slide rail end stops		N/A
8.11.4	Compliance		N/A
8.12	Telescoping or rod antennas		N/A
	Button/ball diameter (mm)		—

9	THERMAL BURN INJURY	P
9.2	Thermal energy source classifications	P

The Accreditation only attests the technical capability of the testing laboratory for the tests covered by the accreditation.

LCIE CHINA

必维欧亚电气技术咨询服务(上海)有限公司

Building 4, No. 518, Xin Zhuan Road,
CaoHejing Songjiang High-Tech Park,
Shanghai P.R.C (201612)

Tel: +86 21 6195 7000
Fax: +86 21 6195 7001
Email: contact@cn.bureauveritas.com

IEC 62368-1			
Clause	Requirement + Test	Result - Remark	Verdict
9.3	Touch temperature limits	TS1 for accessible surface	P
9.3.1	Touch temperatures of accessible parts		N/A
9.3.2	Test method and compliance		N/A
9.4	Safeguards against thermal energy sources		N/A
9.5	Requirements for safeguards		N/A
9.5.1	Equipment safeguard		N/A
9.5.2	Instructional safeguard.....		N/A
9.6	Requirements for wireless power transmitters		N/A
9.6.1	General		N/A
9.6.2	Specification of the foreign objects		N/A
9.6.3	Test method and compliance	(See appended table 9.6)	N/A

10	RADIATION		N/A
10.2	Radiation energy source classification		N/A
10.2.1	General classification		N/A
	Lasers.....		—
	Lamps and lamp systems		—
	Image projectors		—
	X-Ray.....		—
	Personal music player.....		—
10.3	Safeguards against laser radiation		N/A
	The standard(s) equipment containing laser(s) comply	No such laser radiation	N/A
10.4	Safeguards against optical radiation from lamps and lamp systems (including LED types)		N/A
10.4.1	General requirements		N/A
	Instructional safeguard provided for accessible radiation level needs to exceed		N/A
	Risk group marking and location		N/A
	Information for safe operation and installation		N/A
10.4.2	Requirements for enclosures		N/A
	UV radiation exposure		N/A
10.4.3	Instructional safeguard.....		N/A
10.5	Safeguards against X-radiation		N/A

The Accreditation only attests the technical capability of the testing laboratory for the tests covered by the accreditation.

LCIE CHINA

必维欧亚电气技术咨询服务有限公司

Building 4, No. 518, Xin Zhuan Road,
CaoHejing Songjiang High-Tech Park,
Shanghai P.R.C (201612)

Tel: +86 21 6195 7000
Fax: +86 21 6195 7001
Email: contact@cn.bureauveritas.com

IEC 62368-1			
Clause	Requirement + Test	Result - Remark	Verdict
10.5.1	Requirements		N/A
	Instructional safeguard for skilled persons.....:		—
10.5.3	Maximum radiation (pA/kg)	(See appended tables B.3 & B.4)	—
10.6	Safeguards against acoustic energy sources		N/A
10.6.1	General		N/A
10.6.2	Classification		N/A
	Acoustic output $L_{Aeq,T}$, dB(A)..... :		N/A
	Unweighted RMS output voltage (mV)..... :		N/A
	Digital output signal (dBFS)		N/A
10.6.3	Requirements for dose-based systems		N/A
10.6.3.1	General requirements		N/A
10.6.3.2	Dose-based warning and automatic decrease		N/A
10.6.3.3	Exposure-based warning and requirements		N/A
	30 s integrated exposure level (MEL30)..... :		N/A
	Warning for MEL \geq 100 dB(A)		N/A
10.6.4	Measurement methods		N/A
10.6.5	Protection of persons		N/A
	Instructional safeguards		N/A
10.6.6	Requirements for listening devices (headphones, earphones, etc.)		N/A
10.6.6.1	Corded listening devices with analogue input		N/A
	Listening device input voltage (mV)		N/A
10.6.6.2	Corded listening devices with digital input		N/A
	Max. acoustic output $L_{Aeq,T}$, dB(A)		N/A
10.6.6.3	Cordless listening devices		N/A
	Max. acoustic output $L_{Aeq,T}$, dB(A)		N/A

B	NORMAL OPERATING CONDITION TESTS, ABNORMAL OPERATING CONDITION TESTS AND SINGLE FAULT CONDITION TESTS		P
B.1	General		N/A
B.1.5	Temperature measurement conditions	(See appended table B.1.5)	N/A
B.2	Normal operating conditions		N/A

The Accreditation only attests the technical capability of the testing laboratory for the tests covered by the accreditation.

LCIE CHINA

必维欧亚电气技术咨询服务(上海)有限公司

Building 4, No. 518, Xin Zhuan Road,
CaoHejing Songjiang High-Tech Park,
Shanghai P.R.C (201612)

Tel: +86 21 6195 7000
Fax: +86 21 6195 7001
Email: contact@cn.bureauveritas.com

IEC 62368-1			
Clause	Requirement + Test	Result - Remark	Verdict
B.2.1	General requirements	(See Test Item Particulars and appended test tables)	N/A
	Audio Amplifiers and equipment with audio amplifiers	(See Annex E)	N/A
B.2.3	Supply voltage and tolerances		N/A
B.2.5	Input test	(See appended table B.2.5)	N/A
B.3	Simulated abnormal operating conditions		P
B.3.1	General		P
B.3.2	Covering of ventilation openings		N/A
	Instructional safeguard		N/A
B.3.3	DC mains polarity test		N/A
B.3.4	Setting of voltage selector		N/A
B.3.5	Maximum load at output terminals		N/A
B.3.6	Reverse battery polarity	Not likely to reverse battery polarity	N/A
B.3.7	Audio amplifier abnormal operating conditions		N/A
B.3.8	Safeguards functional during and after abnormal operating conditions	(See appended table B.3)	P
B.4	Simulated single fault conditions		P
B.4.1	General		P
B.4.2	Temperature controlling device	(See appended table B.4)	P
B.4.3	Blocked motor test		N/A
B.4.4	Functional insulation		P
B.4.4.1	Short circuit of clearances for functional insulation		P
B.4.4.2	Short circuit of creepage distances for functional insulation		P
B.4.4.3	Short circuit of functional insulation on coated printed boards		N/A
B.4.5	Short-circuit and interruption of electrodes in tubes and semiconductors		N/A
B.4.6	Short circuit or disconnection of passive components		N/A
B.4.7	Continuous operation of components		N/A
B.4.8	Compliance during and after single fault conditions	(See appended table B.4)	N/A
B.4.9	Battery charging and discharging under single fault conditions	(See Annex M)	N/A

The Accreditation only attests the technical capability of the testing laboratory for the tests covered by the accreditation.

LCIE CHINA

必维欧亚电气技术咨询服务(上海)有限公司

Building 4, No. 518, Xin Zhuan Road,
CaoHejing Songjiang High-Tech Park,
Shanghai P.R.C (201612)

Tel: +86 21 6195 7000
Fax: +86 21 6195 7001
Email: contact@cn.bureauveritas.com

IEC 62368-1			
Clause	Requirement + Test	Result - Remark	Verdict
C	UV RADIATION		N/A
C.1	Protection of materials in equipment from UV radiation		N/A
C.1.2	Requirements		N/A
C.1.3	Test method		N/A
C.2	UV light conditioning test		N/A
C.2.1	Test apparatus		N/A
C.2.2	Mounting of test samples		N/A
C.2.3	Carbon-arc light-exposure test		N/A
C.2.4	Xenon-arc light-exposure test		N/A
D	TEST GENERATORS		N/A
D.1	Impulse test generators		N/A
D.2	Antenna interface test generator		N/A
D.3	Electronic pulse generator		N/A
E	TEST CONDITIONS FOR EQUIPMENT CONTAINING AUDIO AMPLIFIERS		N/A
E.1	Electrical energy source classification for audio signals		N/A
	Maximum non-clipped output power (W)		—
	Rated load impedance (Ω)		—
	Open-circuit output voltage (V)		—
	Instructional safeguard	See Clause F.5	—
E.2	Audio amplifier normal operating conditions		N/A
	Audio signal source type		—
	Audio output power (W)		—
	Audio output voltage (V)		—
	Rated load impedance (Ω)		—
	Requirements for temperature measurement	(See Table B.1.5)	N/A
E.3	Audio amplifier abnormal operating conditions	(See Table B.3, B.4)	N/A
F	EQUIPMENT MARKINGS, INSTRUCTIONS, AND INSTRUCTIONAL SAFEGUARDS		P
F.1	General		P
	Language	English	—
F.2	Letter symbols and graphical symbols		P
F.2.1	Letter symbols according to IEC60027-1		P
F.2.2	Graphic symbols according to IEC, ISO or manufacturer specific		P

The Accreditation only attests the technical capability of the testing laboratory for the tests covered by the accreditation.

LCIE CHINA

必维欧亚电气技术咨询服务(上海)有限公司

Building 4, No. 518, Xin Zhuan Road,
CaoHejing Songjiang High-Tech Park,
Shanghai P.R.C (201612)

Tel: +86 21 6195 7000
Fax: +86 21 6195 7001
Email: contact@cn.bureauveritas.com

IEC 62368-1			
Clause	Requirement + Test	Result - Remark	Verdict
F.3	Equipment markings		P
F.3.1	Equipment marking locations	Located on the external enclosure surface	P
F.3.2	Equipment identification markings		P
F.3.2.1	Manufacturer identification	See marking plate	P
F.3.2.2	Model identification	See marking plate	P
F.3.3	Equipment rating markings		P
F.3.3.1	Equipment with direct connection to mains		N/A
F.3.3.2	Equipment without direct connection to mains		P
F.3.3.3	Nature of the supply voltage	DC	P
F.3.3.4	Rated voltage.....	3.3	P
F.3.3.5	Rated frequency.....		N/A
F.3.3.6	Rated current or rated power	0.9W	N/A
F.3.3.7	Equipment with multiple supply connections	No multiple supply connections	N/A
F.3.4	Voltage setting device	No such device	N/A
F.3.5	Terminals and operating devices		N/A
F.3.5.1	Mains appliance outlet and socket-outlet markings	No such socket-outlet	N/A
F.3.5.2	Switch position identification marking		N/A
F.3.5.3	Replacement fuse identification and rating markings	No such device	N/A
	Instructional safeguards for neutral fuse.....	No such device	N/A
F.3.5.4	Replacement battery identification marking.....		N/A
F.3.5.5	Neutral conductor terminal		N/A
F.3.5.6	Terminal marking location		N/A
F.3.6	Equipment markings related to equipment classification		N/A
F.3.6.1	Class I equipment	Class III equipment	N/A
F.3.6.1.1	Protective earthing conductor terminal	Class III equipment	N/A
F.3.6.1.2	Protective bonding conductor terminals	Class III equipment	N/A
F.3.6.2	Equipment class marking.....	Class III equipment	N/A
F.3.6.3	Functional earthing terminal marking.....	Class III equipment	N/A
F.3.7	Equipment IP rating marking		N/A
F.3.8	External power supply output marking.....	No such function	N/A

The Accreditation only attests the technical capability of the testing laboratory for the tests covered by the accreditation.

LCIE CHINA

必维欧亚电气技术咨询服务(上海)有限公司

Building 4, No. 518, Xin Zhuan Road,
CaoHejing Songjiang High-Tech Park,
Shanghai P.R.C (201612)

Tel: +86 21 6195 7000
Fax: +86 21 6195 7001
Email: contact@cn.bureauveritas.com

IEC 62368-1			
Clause	Requirement + Test	Result - Remark	Verdict
F.3.9	Durability, legibility and permanence of marking		P
F.3.10	Test for permanence of markings		P
F.4	Instructions		P
	a)Information prior to installation and initial use		P
	b)Equipment for use in locations where children not likely to be present		P
	c)Instructions for installation and interconnection		P
	d)Equipment intended for use only in restricted access area		N/A
	e)Equipment intended to be fastened in place		N/A
	f)Instructions for audio equipment terminals		N/A
	g)Protective earthing used as a safeguard		N/A
	h)Protective conductor current exceeding ES2 limits		N/A
	i)Graphic symbols used on equipment		N/A
	j)Permanently connected equipment not provided with all-pole mains switch		N/A
	k)Replaceable components or modules providing safeguard function		N/A
	l)Equipment containing insulating liquid		N/A
	m)Installation instructions for outdoor equipment		N/A
F.5	Instructional safeguards		P
G	COMPONENTS		P
G.1	Switches		N/A
G.1.1	General		N/A
G.1.2	Ratings, endurance, spacing, maximum load		N/A
G.1.3	Test method and compliance		N/A
G.2	Relays		N/A
G.2.1	Requirements		N/A
G.2.2	Overload test		N/A
G.2.3	Relay controlling connectors supplying power to other equipment		N/A
G.2.4	Test method and compliance		N/A
G.3	Protective devices		N/A
G.3.1	Thermal cut-offs	No such thermal cut-off used	N/A

The Accreditation only attests the technical capability of the testing laboratory for the tests covered by the accreditation.

LCIE CHINA

必维欧亚电气技术咨询服务(上海)有限公司

Building 4, No. 518, Xin Zhuan Road,
CaoHejing Songjiang High-Tech Park,
Shanghai P.R.C (201612)

Tel: +86 21 6195 7000
Fax: +86 21 6195 7001
Email: contact@cn.bureauveritas.com

IEC 62368-1			
Clause	Requirement + Test	Result - Remark	Verdict
	Thermal cut-outs separately approved according to IEC 60730 with conditions indicated in a) & b)		N/A
	Thermal cut-outs tested as part of the equipment as indicated in c)		N/A
G.3.1.2	Test method and compliance		N/A
G.3.2	Thermal links	No such thermal link used	N/A
G.3.2.1	a) Thermal links tested separately according to IEC 60691 with specifics		N/A
	b) Thermal links tested as part of the equipment		N/A
G.3.2.2	Test method and compliance		N/A
G.3.3	PTC thermistors	<15W	N/A
G.3.4	Overcurrent protection devices		N/A
G.3.5	Safeguards components not mentioned in G.3.1 to G.3.4		N/A
G.3.5.1	Non-resettable devices suitably rated and marking provided		N/A
G.3.5.2	Single faults conditions	(See appended table B.4)	N/A
G.4	Connectors		N/A
G.4.1	Spacings	ES1 only	N/A
G.4.2	Mains connector configuration.....		N/A
G.4.3	Plug is shaped that insertion into mains socket-outlets or appliance coupler is unlikely		N/A
G.5	Wound components		N/A
G.5.1	Wire insulation in wound components		N/A
G.5.1.2	Protection against mechanical stress		N/A
G.5.2	Endurance test		N/A
G.5.2.1	General test requirements		N/A
G.5.2.2	Heat run test		N/A
	Test time (days per cycle).....		—
	Test temperature (°C).....		—
G.5.2.3	Wound components supplied from the mains		N/A
G.5.2.4	No insulation breakdown		N/A
G.5.3	Transformers	No such component	N/A
G.5.3.1	Compliance method.....	No such component	N/A
	Position	No such component	N/A

The Accreditation only attests the technical capability of the testing laboratory for the tests covered by the accreditation.

LCIE CHINA

必维欧亚电气技术咨询服务(上海)有限公司

Building 4, No. 518, Xin Zhuan Road,
CaoHejing Songjiang High-Tech Park,
Shanghai P.R.C (201612)

Tel: +86 21 6195 7000
Fax: +86 21 6195 7001
Email: contact@cn.bureauveritas.com

IEC 62368-1			
Clause	Requirement + Test	Result - Remark	Verdict
	Method of protection	No such component	N/A
G.5.3.2	Insulation		N/A
	Protection from displacement of windings	No such component	—
G.5.3.3	Transformer overload tests	(See appended table B.3)	N/A
G.5.3.3.1	Test conditions		N/A
G.5.3.3.2	Winding temperatures		N/A
G.5.3.3.3	Winding temperatures - alternative test method		N/A
G.5.3.4	Transformers using FIW		N/A
G.5.3.4.1	General		N/A
	FIW wire nominal diameter	N/A	—
G.5.3.4.2	Transformers with basic insulation only		N/A
G.5.3.4.3	Transformers with double insulation or reinforced insulation		N/A
G.5.3.4.4	Transformers with FIW wound on metal or ferrite core		N/A
G.5.3.4.5	Thermal cycling test and compliance		N/A
G.5.3.4.6	Partial discharge test		N/A
G.5.3.4.7	Routine test		N/A
G.5.4	Motors		N/A
G.5.4.1	General requirements		N/A
G.5.4.2	Motor overload test conditions		N/A
G.5.4.3	Running overload test		N/A
G.5.4.4.2	Locked-rotor overload test		N/A
	Test duration (days)		—
G.5.4.5	Running overload test for DC motors		N/A
G.5.4.5.2	Tested in the unit		N/A
G.5.4.5.3	Alternative method		N/A
G.5.4.6	Locked-rotor overload test for DC motors		N/A
G.5.4.6.2	Tested in the unit		N/A
	Maximum Temperature		N/A
G.5.4.6.3	Alternative method		N/A
G.5.4.7	Motors with capacitors		N/A
G.5.4.8	Three-phase motors		N/A
G.5.4.9	Series motors		N/A

The Accreditation only attests the technical capability of the testing laboratory for the tests covered by the accreditation.

LCIE CHINA

必维欧亚电气技术咨询服务(上海)有限公司

Building 4, No. 518, Xin Zhuan Road,
CaoHejing Songjiang High-Tech Park,
Shanghai P.R.C (201612)

Tel: +86 21 6195 7000
Fax: +86 21 6195 7001
Email: contact@cn.bureauveritas.com

IEC 62368-1			
Clause	Requirement + Test	Result - Remark	Verdict
	Operating voltage		—
G.6	Wire Insulation		N/A
G.6.1	General	Functional insulation only	N/A
G.6.2	Enamelled winding wire insulation		N/A
G.7	Mains supply cords		N/A
G.7.1	General requirements	No such device	N/A
	Type	See above	—
G.7.2	Cross sectional area (mm ² or AWG)	See above	N/A
G.7.3	Cord anchorages and strain relief for non-detachable power supply cords		N/A
G.7.3.2	Cord strain relief		N/A
G.7.3.2.1	Requirements		N/A
	Strain relief test force (N)		N/A
G.7.3.2.2	Strain relief mechanism failure		N/A
G.7.3.2.3	Cord sheath or jacket position, distance (mm)		N/A
G.7.3.2.4	Strain relief and cord anchorage material		N/A
G.7.4	Cord Entry		N/A
G.7.5	Non-detachable cord bend protection		N/A
G.7.5.1	Requirements		N/A
G.7.5.2	Test method and compliance		N/A
	Overall diameter or minor overall dimension, <i>D</i> (mm)		—
	Radius of curvature after test (mm)		—
G.7.6	Supply wiring space		N/A
G.7.6.1	General requirements		N/A
G.7.6.2	Stranded wire		N/A
G.7.6.2.1	Requirements		N/A
G.7.6.2.2	Test with 8 mm strand		N/A
G.8	Varistors		N/A
G.8.1	General requirements	No such device	N/A
G.8.2	Safeguards against fire		N/A
G.8.2.1	General		N/A
G.8.2.2	Varistor overload test		N/A
G.8.2.3	Temporary overvoltage test		N/A

The Accreditation only attests the technical capability of the testing laboratory for the tests covered by the accreditation.

LCIE CHINA

必维欧亚电气技术咨询服务(上海)有限公司

Building 4, No. 518, Xin Zhuan Road,
CaoHejing Songjiang High-Tech Park,
Shanghai P.R.C (201612)

Tel: +86 21 6195 7000
Fax: +86 21 6195 7001
Email: contact@cn.bureauveritas.com

IEC 62368-1			
Clause	Requirement + Test	Result - Remark	Verdict
G.9	Integrated circuit (IC) current limiters		N/A
G.9.1	Requirements		N/A
	IC limiter output current (max. 5A)..... :		—
	Manufacturers' defined drift :		—
G.9.2	Test Program		N/A
G.9.3	Compliance		N/A
G.10	Resistors		N/A
G.10.1	General		N/A
G.10.2	Conditioning		N/A
G.10.3	Resistor test		N/A
G.10.4	Voltage surge test		N/A
G.10.5	Impulse test		N/A
G.10.6	Overload test		N/A
G.11	Capacitors and RC units		N/A
G.11.1	General requirements	No such device	N/A
G.11.2	Conditioning of capacitors and RC units		N/A
G.11.3	Rules for selecting capacitors		N/A
G.12	Optocouplers		N/A
	Optocouplers comply with IEC 60747-5-5 with specifics	No such device	N/A
	Type test voltage $V_{ini,a}$:	See above	—
	Routine test voltage, $V_{ini,b}$:	See above	—
G.13	Printed boards		P
G.13.1	General requirements		P
G.13.2	Uncoated printed boards		P
G.13.3	Coated printed boards		N/A
G.13.4	Insulation between conductors on the same inner surface		N/A
G.13.5	Insulation between conductors on different surfaces		N/A
	Distance through insulation..... :		N/A
	Number of insulation layers (pcs) :	N/A	—
G.13.6	Tests on coated printed boards		N/A
G.13.6.1	Sample preparation and preliminary inspection		N/A
G.13.6.2	Test method and compliance		N/A

The Accreditation only attests the technical capability of the testing laboratory for the tests covered by the accreditation.

LCIE CHINA

必维欧亚电气技术咨询服务(上海)有限公司

Building 4, No. 518, Xin Zhuan Road,
CaoHejing Songjiang High-Tech Park,
Shanghai P.R.C (201612)

Tel: +86 21 6195 7000
Fax: +86 21 6195 7001
Email: contact@cn.bureauveritas.com

IEC 62368-1			
Clause	Requirement + Test	Result - Remark	Verdict
G.14	Coating on components terminals		N/A
G.14.1	Requirements	(See Clause G.13)	N/A
G.15	Pressurized liquid filled components		N/A
G.15.1	Requirements		N/A
G.15.2	Test methods and compliance		N/A
G.15.2.1	Hydrostatic pressure test		N/A
G.15.2.2	Creep resistance test		N/A
G.15.2.3	Tubing and fittings compatibility test		N/A
G.15.2.4	Vibration test		N/A
G.15.2.5	Thermal cycling test		N/A
G.15.2.6	Force test		N/A
G.15.3	Compliance		N/A
G.16	IC including capacitor discharge function (ICX)		N/A
G.16.1	Condition for fault tested is not required		N/A
	ICX with associated circuitry tested in equipment		N/A
	ICX tested separately		N/A
G.16.2	Tests		N/A
	Smallest capacitance and smallest resistance specified by ICX manufacturer for impulse test		—
	Mains voltage that impulses to be superimposed on		—
	Largest capacitance and smallest resistance for ICX tested by itself for 10000 cycles test		—
G.16.3	Capacitor discharge test		N/A
H	CRITERIA FOR TELEPHONE RINGING SIGNALS		N/A
H.1	General		N/A
H.2	Method A		N/A
H.3	Method B		N/A
H.3.1	Ringling signal		N/A
H.3.1.1	Frequency (Hz)		—
H.3.1.2	Voltage (V)		—
H.3.1.3	Cadence; time (s) and voltage (V)		—
H.3.1.4	Single fault current (mA):		—
H.3.2	Tripping device and monitoring voltage		N/A

The Accreditation only attests the technical capability of the testing laboratory for the tests covered by the accreditation.

LCIE CHINA

必维欧亚电气技术咨询服务(上海)有限公司

Building 4, No. 518, Xin Zhuan Road,
CaoHejing Songjiang High-Tech Park,
Shanghai P.R.C (201612)

Tel: +86 21 6195 7000
Fax: +86 21 6195 7001
Email: contact@cn.bureauveritas.com

IEC 62368-1			
Clause	Requirement + Test	Result - Remark	Verdict
H.3.2.1	Conditions for use of a tripping device or a monitoring voltage		N/A
H.3.2.2	Tripping device		N/A
H.3.2.3	Monitoring voltage (V)..... :		N/A
J	INSULATED WINDING WIRES FOR USE WITHOUT INTERLEAVED INSULATION		N/A
J.1	General		N/A
	Winding wire insulation :	No such wire	—
	Solid round winding wire, diameter (mm) :	See above	N/A
	Solid square and rectangular (flatwise bending) winding wire, cross-sectional area (mm ²) :	See above	N/A
J.2/J.3	Tests and Manufacturing	(See separate test report)	—
K	SAFETY INTERLOCKS		N/A
K.1	General requirements		N/A
	Instructional safeguard :	No safety interlocks inside the EUT	N/A
K.2	Components of safety interlock safeguard mechanism		N/A
K.3	Inadvertent change of operating mode		N/A
K.4	Interlock safeguard override		N/A
K.5	Fail-safe		N/A
K.5.1	Under single fault condition		N/A
K.6	Mechanically operated safety interlocks		N/A
K.6.1	Endurance requirement		N/A
K.6.2	Test method and compliance..... :		N/A
K.7	Interlock circuit isolation		N/A
K.7.1	Separation distance for contact gaps & interlock circuit elements		N/A
	In circuit connected to mains, separation distance for contact gaps (mm) :		N/A
	In circuit isolated from mains, separation distance for contact gaps (mm) :		N/A
	Electric strength test before and after the test of K.7.2 :	(See appended table 5.4.9)	N/A
K.7.2	Overload test, Current (A)..... :		N/A
K.7.3	Endurance test		N/A
K.7.4	Electric strength test		N/A

The Accreditation only attests the technical capability of the testing laboratory for the tests covered by the accreditation.

LCIE CHINA

必维欧亚电气技术咨询服务(上海)有限公司

Building 4, No. 518, Xin Zhuan Road,
CaoHejing Songjiang High-Tech Park,
Shanghai P.R.C (201612)

Tel: +86 21 6195 7000
Fax: +86 21 6195 7001
Email: contact@cn.bureauveritas.com

IEC 62368-1			
Clause	Requirement + Test	Result - Remark	Verdict
L	DISCONNECT DEVICES		N/A
L.1	General requirements		N/A
L.2	Permanently connected equipment		N/A
L.3	Parts that remain energized		N/A
L.4	Single-phase equipment		N/A
L.5	Three-phase equipment		N/A
L.6	Switches as disconnect devices		N/A
L.7	Plugs as disconnect devices		N/A
L.8	Multiple power sources		N/A
	Instructional safeguard		N/A
M	EQUIPMENT CONTAINING BATTERIES AND THEIR PROTECTION CIRCUITS		N/A
M.1	General requirements		N/A
M.2	Safety of batteries and their cells		N/A
M.2.1	Batteries and their cells comply with relevant IEC standards		N/A
M.3	Protection circuits for batteries provided within the equipment		N/A
M.3.1	Requirements		N/A
M.3.2	Test method		N/A
	Overcharging of a rechargeable battery		N/A
	Excessive discharging		N/A
	Unintentional charging of a non-rechargeable battery		N/A
	Reverse charging of a rechargeable battery		N/A
M.3.3	Compliance	(See appended table M.4)	N/A
M.4	Additional safeguards for equipment containing a portable secondary lithium battery		N/A
M.4.1	General		N/A
M.4.2	Charging safeguards		N/A
M.4.2.1	Requirements		N/A
M.4.2.2	Compliance	(See appended table M.4.2)	N/A
M.4.3	Fire enclosure	See table 4.1.2	N/A
M.4.4	Drop test of equipment containing a secondary lithium battery		N/A
M.4.4.2	Preparation and procedure for the drop test		N/A

The Accreditation only attests the technical capability of the testing laboratory for the tests covered by the accreditation.

LCIE CHINA

必维欧亚电气技术咨询服务(上海)有限公司

Building 4, No. 518, Xin Zhuan Road,
CaoHejing Songjiang High-Tech Park,
Shanghai P.R.C (201612)

Tel: +86 21 6195 7000
Fax: +86 21 6195 7001
Email: contact@cn.bureauveritas.com

IEC 62368-1			
Clause	Requirement + Test	Result - Remark	Verdict
M.4.4.3	Drop, Voltage on reference and dropped batteries (V); voltage difference during 24 h period (%):		N/A
M.4.4.4	Check of the charge/discharge function		N/A
M.4.4.5	Charge / discharge cycle test		N/A
M.4.4.6	Compliance		N/A
M.5	Risk of burn due to short-circuit during carrying		N/A
M.5.1	Requirement		N/A
M.5.2	Test method and compliance		N/A
M.6	Safeguards against short-circuits		N/A
M.6.1	External and internal faults		N/A
M.6.2	Compliance		N/A
M.7	Risk of explosion from lead acid and NiCd batteries		N/A
M.7.1	Ventilation preventing explosive gas concentration		N/A
	Calculated hydrogen generation rate		N/A
M.7.2	Test method and compliance		N/A
	Minimum air flow rate, Q (m ³ /h)		N/A
M.7.3	Ventilation tests		N/A
M.7.3.1	General		N/A
M.7.3.2	Ventilation test – alternative 1		N/A
	Hydrogen gas concentration (%)		N/A
M.7.3.3	Ventilation test – alternative 2		N/A
	Obtained hydrogen generation rate		N/A
M.7.3.4	Ventilation test – alternative 3		N/A
	Hydrogen gas concentration (%)		N/A
M.7.4	Marking		N/A
M.8	Protection against internal ignition from external spark sources of batteries with aqueous electrolyte		N/A
M.8.1	General	Sealed battery without venting system	N/A
M.8.2	Test method		N/A
M.8.2.1	General		N/A
M.8.2.2	Estimation of hypothetical volume V _z (m ³ /s)		—
M.8.2.3	Correction factors		—
M.8.2.4	Calculation of distance d (mm)		—

The Accreditation only attests the technical capability of the testing laboratory for the tests covered by the accreditation.

LCIE CHINA

必维欧亚电气技术咨询服务(上海)有限公司

Building 4, No. 518, Xin Zhuan Road,
CaoHejing Songjiang High-Tech Park,
Shanghai P.R.C (201612)

Tel: +86 21 6195 7000
Fax: +86 21 6195 7001
Email: contact@cn.bureauveritas.com

IEC 62368-1			
Clause	Requirement + Test	Result - Remark	Verdict
M.9	Preventing electrolyte spillage		N/A
M.9.1	Protection from electrolyte spillage		N/A
M.9.2	Tray for preventing electrolyte spillage		N/A
M.10	Instructions to prevent reasonably foreseeable misuse		N/A
	Instructional safeguard	Described in the user manual	N/A
N	ELECTROCHEMICAL POTENTIALS		N/A
	Material(s) used		—
O	MEASUREMENT OF CREEPAGE DISTANCES AND CLEARANCES		N/A
	Value of X (mm)	N/A	—
P	SAFEGUARDS AGAINST CONDUCTIVE OBJECTS		P
P.1	General	No supplementary safeguard needed for ES1 and PS1 circuit	P
P.2	Safeguards against entry or consequences of entry of a foreign object		P
P.2.1	General		P
P.2.2	Safeguards against entry of a foreign object		P
	Location and Dimensions (mm)	plastic enclosure side, < 5mm	—
P.2.3	Safeguards against the consequences of entry of a foreign object	no bare conductive parts of a safeguard	P
P.2.3.1	Safeguard requirements		N/A
	The ES3 and PS3 keep-out volume in Figure P.3 not applicable to transportable equipment		N/A
	Transportable equipment with metalized plastic parts		N/A
P.2.3.2	Consequence of entry test		N/A
P.3	Safeguards against spillage of internal liquids		N/A
P.3.1	General		N/A
P.3.2	Determination of spillage consequences		N/A
P.3.3	Spillage safeguards		N/A
P.3.4	Compliance		N/A
P.4	Metallized coatings and adhesives securing parts		N/A
P.4.1	General		N/A
P.4.2	Tests		N/A

The Accreditation only attests the technical capability of the testing laboratory for the tests covered by the accreditation.

LCIE CHINA

必维欧亚电气技术咨询服务(上海)有限公司

Building 4, No. 518, Xin Zhuan Road,
CaoHejing Songjiang High-Tech Park,
Shanghai P.R.C (201612)

Tel: +86 21 6195 7000
Fax: +86 21 6195 7001
Email: contact@cn.bureauveritas.com

IEC 62368-1			
Clause	Requirement + Test	Result - Remark	Verdict
	Conditioning, T _c (°C)..... :		—
	Duration (weeks)..... :		—
Q	CIRCUITS INTENDED FOR INTERCONNECTION WITH BUILDING WIRING		N/A
Q.1	Limited power sources		N/A
Q.1.1	Requirements		N/A
	a) Inherently limited output		N/A
	b) Impedance limited output		N/A
	c) Regulating network limited output		N/A
	d) Overcurrent protective device limited output		N/A
	e) IC current limiter complying with G.9		N/A
Q.1.2	Test method and compliance..... :	(See appended table Q.1)	N/A
	Current rating of overcurrent protective device (A) :		N/A
Q.2	Test for external circuits – paired conductor cable	No such construction	N/A
	Maximum output current (A) :		N/A
	Current limiting method..... :		—
R	LIMITED SHORT CIRCUIT TEST		N/A
R.1	General		N/A
R.2	Test setup		N/A
	Overcurrent protective device for test..... :		—
R.3	Test method		N/A
	Cord/cable used for test..... :		—
R.4	Compliance		N/A
S	TESTS FOR RESISTANCE TO HEAT AND FIRE		N/A
S.1	Flammability test for fire enclosures and fire barrier materials of equipment where the steady state power does not exceed 4 000 W		N/A
	Samples, material :		—
	Wall thickness (mm) :		—
	Conditioning (°C)..... :		—
	Test flame according to IEC 60695-11-5 with conditions as set out		N/A
	- Material not consumed completely		N/A
	- Material extinguishes within 30s		N/A
	- No burning of layer or wrapping tissue		N/A

The Accreditation only attests the technical capability of the testing laboratory for the tests covered by the accreditation.

LCIE CHINA

必维欧亚电气技术咨询服务(上海)有限公司

司

Building 4, No. 518, Xin Zhuan Road,
CaoHejing Songjiang High-Tech Park,
Shanghai P.R.C (201612)

Tel: +86 21 6195 7000
Fax: +86 21 6195 7001
Email: contact@cn.bureauveritas.com

IEC 62368-1			
Clause	Requirement + Test	Result - Remark	Verdict
S.2	Flammability test for fire enclosure and fire barrier integrity		N/A
	Samples, material		—
	Wall thickness (mm)		—
	Conditioning (°C).....		—
S.3	Flammability test for the bottom of a fire enclosure		N/A
S.3.1	Mounting of samples		N/A
S.3.2	Test method and compliance		N/A
	Mounting of samples		—
	Wall thickness (mm)		—
S.4	Flammability classification of materials		N/A
S.5	Flammability test for fire enclosures and fire barrier materials of equipment where the steady state power exceeding 4 000 W		N/A
	Samples, material		—
	Wall thickness (mm)		—
	Conditioning (°C).....		—
T	MECHANICAL STRENGTH TESTS		P
T.1	General		P
T.2	Steady force test, 10 N	(See appended table T.2)	P
T.3	Steady force test, 30 N	(See appended table T.3)	N/A
T.4	Steady force test, 100 N	(See appended table T.4)	N/A
T.5	Steady force test, 250 N	(See appended table T.5)	N/A
T.6	Enclosure impact test	(See appended table T.6)	N/A
	Fall test		N/A
	Swing test		N/A
T.7	Drop test	(See appended table T.7)	P
T.8	Stress relief test	(See appended table T.8)	P
T.9	Glass Impact Test.....	(See appended table T.9)	N/A
T.10	Glass fragmentation test		N/A
	Number of particles counted		N/A
T.11	Test for telescoping or rod antennas		N/A
	Torque value (Nm)		N/A

The Accreditation only attests the technical capability of the testing laboratory for the tests covered by the accreditation.

LCIE CHINA

必维欧亚电气技术咨询服务(上海)有限公司

司

Building 4, No. 518, Xin Zhuan Road,
CaoHejing Songjiang High-Tech Park,
Shanghai P.R.C (201612)

Tel: +86 21 6195 7000
Fax: +86 21 6195 7001
Email: contact@cn.bureauveritas.com

IEC 62368-1			
Clause	Requirement + Test	Result - Remark	Verdict
U	MECHANICAL STRENGTH OF CATHODE RAY TUBES (CRT) AND PROTECTION AGAINST THE EFFECTS OF IMPLOSION		N/A
U.1	General		N/A
	Instructional safeguard :		N/A
U.2	Test method and compliance for non-intrinsically protected CRTs		N/A
U.3	Protective screen		N/A
V	DETERMINATION OF ACCESSIBLE PARTS		N/A
V.1	Accessible parts of equipment		N/A
V.1.1	General		N/A
V.1.2	Surfaces and openings tested with jointed test probes		N/A
V.1.3	Openings tested with straight unjointed test probes		N/A
V.1.4	Plugs, jacks, connectors tested with blunt probe		N/A
V.1.5	Slot openings tested with wedge probe		N/A
V.1.6	Terminals tested with rigid test wire		N/A
V.2	Accessible part criterion		N/A
X	ALTERNATIVE METHOD FOR DETERMINING CLEARANCES FOR INSULATION IN CIRCUITS CONNECTED TO AN AC MAINS NOT EXCEEDING 420 V PEAK (300 V RMS)		N/A
	Clearance	(See appended table X)	N/A
Y	CONSTRUCTION REQUIREMENTS FOR OUTDOOR ENCLOSURES		N/A
Y.1	General		N/A
Y.2	Resistance to UV radiation		N/A
Y.3	Resistance to corrosion		N/A
Y.3	Resistance to corrosion		N/A
Y.3.1	Metallic parts of outdoor enclosures are resistant to effects of water-borne contaminants by..... :		N/A
Y.3.2	Test apparatus		N/A
Y.3.3	Water – saturated sulphur dioxide atmosphere		N/A
Y.3.4	Test procedure		N/A
Y.3.5	Compliance		N/A
Y.4	Gaskets		N/A
Y.4.1	General		N/A
Y.4.2	Gasket tests		N/A
Y.4.3	Tensile strength and elongation tests		N/A

The Accreditation only attests the technical capability of the testing laboratory for the tests covered by the accreditation.

LCIE CHINA

必维欧亚电气技术咨询服务(上海)有限公司

Building 4, No. 518, Xin Zhuan Road,
CaoHejing Songjiang High-Tech Park,
Shanghai P.R.C (201612)

Tel: +86 21 6195 7000
Fax: +86 21 6195 7001
Email: contact@cn.bureauveritas.com

IEC 62368-1			
Clause	Requirement + Test	Result - Remark	Verdict
	Alternative test methods		N/A
Y.4.4	Compression test		N/A
Y.4.5	Oil resistance		N/A
Y.4.6	Securing means	(See Annex P.4)	N/A
Y.5	Protection of equipment within an outdoor enclosure		N/A
Y.5.1	General		N/A
Y.5.2	Protection from moisture		N/A
	Relevant tests of IEC 60529 or Y.5.3.....		N/A
Y.5.3	Water spray test		N/A
Y.5.4	Protection from plants and vermin		N/A
Y.5.5	Protection from excessive dust		N/A
Y.5.5.1	General		N/A
Y.5.5.2	IP5X equipment		N/A
Y.5.5.3	IP6X equipment		N/A
Y.6	Mechanical strength of enclosures		N/A
Y.6.1	General		N/A
Y.6.2	Impact test	(See Table T.6)	N/A

The Accreditation only attests the technical capability of the testing laboratory for the tests covered by the accreditation.

LCIE CHINA

必维欧亚电气技术咨询服务(上海)有限公司

Building 4, No. 518, Xin Zhuan Road,
CaoHejing Songjiang High-Tech Park,
Shanghai P.R.C (201612)

Tel: +86 21 6195 7000
Fax: +86 21 6195 7001
Email: contact@cn.bureauveritas.com

IEC 62368-1			
Clause	Requirement + Test	Result - Remark	Verdict

ATTACHMENT TO TEST REPORT																																							
IEC 62368-1																																							
EUROPEAN GROUP DIFFERENCES AND NATIONAL DIFFERENCES																																							
(Audio/video, information and communication technology equipment - Part 1: Safety requirements)																																							
Differences according to : EN 62368-1:2014+A11:2017																																							
Attachment Form No : EU_GD_IEC62368_1B_II																																							
Attachment Originator : Nemko AS																																							
Master Attachment : Date 2017-09-22																																							
Copyright © 2017 IEC System for Conformity Testing and Certification of Electrical Equipment (IECEE), Geneva, Switzerland. All rights reserved.																																							
CENELEC COMMON MODIFICATIONS (EN)																																							
	Clauses, subclauses, notes, tables, figures and annexes which are additional to those in IEC 62368-1:2014 are prefixed "Z".		Noted																																				
CONTENTS	Add the following annexes: Annex ZA (normative) Normative references to international publications with their corresponding European publications Annex ZB (normative) Special national conditions Annex ZC (informative) A-deviations Annex ZD (informative) IEC and CENELEC code designations for flexible cords		Noted																																				
	Delete all the "country" notes in the reference document (IEC 62368-1:2014) according to the following list: <table border="1" data-bbox="300 1267 1283 1727"> <tbody> <tr> <td>0.2.1</td> <td>Note</td> <td>1</td> <td>Note 3</td> <td>4.1.15</td> <td>Note</td> </tr> <tr> <td>4.7.3</td> <td>Note 1 and 2</td> <td>5.2.2.2</td> <td>Note</td> <td>5.4.2.3.2.2 Table 13</td> <td>Note c</td> </tr> <tr> <td>5.4.2.3.2.4</td> <td>Note 1 and 3</td> <td>5.4.2.5</td> <td>Note 2</td> <td>5.4.5.1</td> <td>Note</td> </tr> <tr> <td>5.5.2.1</td> <td>Note</td> <td>5.5.6</td> <td>Note</td> <td>5.6.4.2.1</td> <td>Note 2 and 3</td> </tr> <tr> <td>5.7.5</td> <td>Note</td> <td>5.7.6.1</td> <td>Note 1 and 2</td> <td>10.2.1 Table 39</td> <td>Note 2, 3 and 4</td> </tr> <tr> <td>10.5.3</td> <td>Note 2</td> <td>10.6.2.1</td> <td>Note 3</td> <td>F.3.3.6</td> <td>Note 3</td> </tr> </tbody> </table>		0.2.1	Note	1	Note 3	4.1.15	Note	4.7.3	Note 1 and 2	5.2.2.2	Note	5.4.2.3.2.2 Table 13	Note c	5.4.2.3.2.4	Note 1 and 3	5.4.2.5	Note 2	5.4.5.1	Note	5.5.2.1	Note	5.5.6	Note	5.6.4.2.1	Note 2 and 3	5.7.5	Note	5.7.6.1	Note 1 and 2	10.2.1 Table 39	Note 2, 3 and 4	10.5.3	Note 2	10.6.2.1	Note 3	F.3.3.6	Note 3	Noted
0.2.1	Note	1	Note 3	4.1.15	Note																																		
4.7.3	Note 1 and 2	5.2.2.2	Note	5.4.2.3.2.2 Table 13	Note c																																		
5.4.2.3.2.4	Note 1 and 3	5.4.2.5	Note 2	5.4.5.1	Note																																		
5.5.2.1	Note	5.5.6	Note	5.6.4.2.1	Note 2 and 3																																		
5.7.5	Note	5.7.6.1	Note 1 and 2	10.2.1 Table 39	Note 2, 3 and 4																																		
10.5.3	Note 2	10.6.2.1	Note 3	F.3.3.6	Note 3																																		
	For special national conditions, see Annex ZB.		Noted																																				
1	Add the following note: NOTE Z1 The use of certain substances in electrical and electronic equipment is restricted within the EU: see Directive 2011/65/EU.		P																																				

The Accreditation only attests the technical capability of the testing laboratory for the tests covered by the accreditation.

LCIE CHINA

必维欧亚电气技术咨询服务(上海)有限公司

Building 4, No. 518, Xin Zhuan Road,
CaoHejing Songjiang High-Tech Park,
Shanghai P.R.C (201612)

Tel: +86 21 6195 7000
Fax: +86 21 6195 7001
Email: contact@cn.bureauveritas.com

IEC 62368-1			
Clause	Requirement + Test	Result - Remark	Verdict
4.Z1	<p>Add the following new subclause after 4.9:</p> <p>To protect against excessive current, short-circuits and earth faults in circuits connected to an a.c. mains, protective devices shall be included either as integral parts of the equipment or as parts of the building installation, subject to the following, a), b) and c):</p> <p>a) except as detailed in b) and c), protective devices necessary to comply with the requirements of B.3.1 and B.4 shall be included as parts of the equipment;</p> <p>b) for components in series with the mains input to the equipment such as the supply cord, appliance coupler, r.f.i. filter and switch, short-circuit and earth fault protection may be provided by protective devices in the building installation;</p> <p>c) it is permitted for pluggable equipment type B or permanently connected equipment, to rely on dedicated overcurrent and short-circuit protection in the building installation, provided that the means of protection, e.g. fuses or circuit breakers, is fully specified in the installation instructions.</p> <p>If reliance is placed on protection in the building installation, the installation instructions shall so state, except that for pluggable equipment type A the building installation shall be regarded as providing protection in accordance with the rating of the wall socket outlet.</p>		NA
5.4.2.3.2.4	<p>Add the following to the end of this subclause:</p> <p>The requirement for interconnection with external circuit is in addition given in EN 50491-3:2009.</p>		NA
10.2.1	<p>Add the following to ^{c)} and ^{d)} in table 39:</p> <p>For additional requirements, see 10.5.1.</p>		NA

The Accreditation only attests the technical capability of the testing laboratory for the tests covered by the accreditation.

LCIE CHINA

必维欧亚电气技术咨询服务(上海)有限公司

司

Building 4, No. 518, Xin Zhuan Road,
CaoHejing Songjiang High-Tech Park,
Shanghai P.R.C (201612)

Tel: +86 21 6195 7000
Fax: +86 21 6195 7001
Email: contact@cn.bureauveritas.com

IEC 62368-1			
Clause	Requirement + Test	Result - Remark	Verdict
10.5.1	<p>Add the following after the first paragraph:</p> <p><i>For RS 1 compliance is checked by measurement under the following conditions:</i></p> <p><i>In addition to the normal operating conditions, all controls adjustable from the outside by hand, by any object such as a tool or a coin, and those internal adjustments or presets which are not locked in a reliable manner, are adjusted so as to give maximum radiation whilst maintaining an intelligible picture for 1 h, at the end of which the measurement is made.</i></p> <p>NOTE Z1 Soldered joints and paint lockings are examples of adequate locking.</p> <p><i>The dose-rate is determined by means of a radiation monitor with an effective area of 10 cm², at any point 10 cm from the outer surface of the apparatus.</i></p> <p><i>Moreover, the measurement shall be made under fault conditions causing an increase of the high-voltage, provided an intelligible picture is maintained for 1 h, at the end of which the measurement is made.</i></p> <p><i>For RS1, the dose-rate shall not exceed 1 μSv/h taking account of the background level.</i></p> <p>NOTE Z2 These values appear in Directive 96/29/Euratom of 13 May 1996.</p>		NA
10.6.1	<p>Add the following paragraph to the end of the subclause:</p> <p>EN 71-1:2011, 4.20 and the related tests methods and measurement distances apply.</p>		NA
10.Z1	<p>Add the following new subclause after 10.6.5.</p> <p>10.Z1 Non-ionizing radiation from radio frequencies in the range 0 to 300 GHz</p> <p>The amount of non-ionizing radiation is regulated by European Council Recommendation 1999/519/EC of 12 July 1999 on the limitation of exposure of the general public to electromagnetic fields (0 Hz to 300 GHz).</p> <p>For intentional radiators, ICNIRP guidelines should be taken into account for Limiting Exposure to Time-Varying Electric, Magnetic, and Electromagnetic Fields (up to 300 GHz). For hand-held and body-mounted devices, attention is drawn to EN 50360 and EN 50566</p>		NA
G.7.1	<p>Add the following note:</p> <p>NOTE Z1 The harmonized code designations corresponding to the IEC cord types are given in Annex ZD.</p>		NA

The Accreditation only attests the technical capability of the testing laboratory for the tests covered by the accreditation.

LCIE CHINA

必维欧亚电气技术咨询服务(上海)有限公司

Building 4, No. 518, Xin Zhuan Road,
CaoHejing Songjiang High-Tech Park,
Shanghai P.R.C (201612)

Tel: +86 21 6195 7000
Fax: +86 21 6195 7001
Email: contact@cn.bureauveritas.com

IEC 62368-1			
Clause	Requirement + Test	Result - Remark	Verdict
Bibliography	<p>Add the following standards:</p> <p>Add the following notes for the standards indicated:</p> <p>IEC 60130-9 NOTE Harmonized as EN 60130-9.</p> <p>IEC 60269-2 NOTE Harmonized as HD 60269-2.</p> <p>IEC 60309-1 NOTE Harmonized as EN 60309-1.</p> <p>IEC 60364 NOTE some parts harmonized in HD 384/HD 60364 series.</p> <p>IEC 60601-2-4 NOTE Harmonized as EN 60601-2-4.</p> <p>IEC 60664-5 NOTE Harmonized as EN 60664-5.</p> <p>IEC 61032:1997 NOTE Harmonized as EN 61032:1998 (not modified).</p> <p>IEC 61508-1 NOTE Harmonized as EN 61508-1.</p> <p>IEC 61558-2-1 NOTE Harmonized as EN 61558-2-1.</p> <p>IEC 61558-2-4 NOTE Harmonized as EN 61558-2-4.</p> <p>IEC 61558-2-6 NOTE Harmonized as EN 61558-2-6.</p> <p>IEC 61643-1 NOTE Harmonized as EN 61643-1.</p> <p>IEC 61643-21 NOTE Harmonized as EN 61643-21.</p> <p>IEC 61643-311 NOTE Harmonized as EN 61643-311.</p> <p>IEC 61643-321 NOTE Harmonized as EN 61643-321.</p> <p>IEC 61643-331 NOTE Harmonized as EN 61643-331.</p>		NA
ZB	ANNEX ZB, SPECIAL NATIONAL CONDITIONS (EN)		NA
4.1.15	<p>Denmark, Finland, Norway and Sweden</p> <p>To the end of the subclause the following is added:</p> <p>Class I pluggable equipment type A intended for connection to other equipment or a network shall, if safety relies on connection to reliable earthing or if surge suppressors are connected between the network terminals and accessible parts, have a marking stating that the equipment shall be connected to an earthed mains socket-outlet.</p> <p>The marking text in the applicable countries shall be as follows:</p> <p>In Denmark: "Apparatets stikprop skal tilsluttes en stikkontakt med jord som giver forbindelse til stikproppens jord."</p> <p>In Finland: "Laite on liitettävä suojakoskettimilla varustettuun pistorasiaan"</p> <p>In Norway: "Apparatet må tilkoples jordet stikkontakt"</p> <p>In Sweden: "Apparaten skall anslutas till jordat uttag"</p>		NA

The Accreditation only attests the technical capability of the testing laboratory for the tests covered by the accreditation.

LCIE CHINA

必维欧亚电气技术咨询服务(上海)有限公司

Building 4, No. 518, Xin Zhuan Road,
CaoHejing Songjiang High-Tech Park,
Shanghai P.R.C (201612)

Tel: +86 21 6195 7000
Fax: +86 21 6195 7001
Email: contact@cn.bureauveritas.com

IEC 62368-1			
Clause	Requirement + Test	Result - Remark	Verdict
4.7.3	<p>United Kingdom</p> <p>To the end of the subclause the following is added:</p> <p>The torque test is performed using a socket-outlet complying with BS 1363, and the plug part shall be assessed to the relevant clauses of BS 1363. Also see Annex G.4.2 of this annex</p>		NA
5.2.2.2	<p>Denmark</p> <p>After the 2nd paragraph add the following:</p> <p>A warning (marking safeguard) for high touch current is required if the touch current exceeds the limits of 3,5 mA a.c. or 10 mA d.c.</p>		NA

The Accreditation only attests the technical capability of the testing laboratory for the tests covered by the accreditation.

LCIE CHINA

必维欧亚电气技术咨询服务(上海)有限公司

Building 4, No. 518, Xin Zhuan Road,
CaoHejing Songjiang High-Tech Park,
Shanghai P.R.C (201612)

Tel: +86 21 6195 7000
Fax: +86 21 6195 7001
Email: contact@cn.bureauveritas.com

IEC 62368-1			
Clause	Requirement + Test	Result - Remark	Verdict
5.4.11.1 and Annex G	<p>Finland and Sweden</p> <p>To the end of the subclause the following is added:</p> <p>For separation of the telecommunication network from earth the following is applicable:</p> <p>If this insulation is solid, including insulation forming part of a component, it shall at least consist of either</p> <ul style="list-style-type: none"> • two layers of thin sheet material, each of which shall pass the electric strength test below, or • one layer having a distance through insulation of at least 0,4 mm, which shall pass the electric strength test below. <p>If this insulation forms part of a semiconductor component (e.g. an optocoupler), there is no distance through insulation requirement for the insulation consisting of an insulating compound completely filling the casing, so that clearances and creepage distances do not exist, if the component passes the electric strength test in accordance with the compliance clause below and in addition</p> <ul style="list-style-type: none"> • passes the tests and inspection criteria of 5.4.8 with an electric strength test of 1,5 kV multiplied by 1,6 (the electric strength test of 5.4.9 shall be performed using 1,5 kV), and • is subject to routine testing for electric strength during manufacturing, using a test voltage of 1,5kV. <p>It is permitted to bridge this insulation with a capacitor complying with EN 60384-14:2005, subclass Y2.</p> <p>A capacitor classified Y3 according to EN 60384-14:2005, may bridge this insulation under the following conditions:</p> <ul style="list-style-type: none"> • the insulation requirements are satisfied by having a capacitor classified Y3 as defined by EN 60384-14, which in addition to the Y3 testing, is tested with an impulse test of 2,5 kV defined in 5.4.11; • the additional testing shall be performed on all the test specimens as described in EN 60384-14; <p>the impulse test of 2,5 kV is to be performed before the endurance test in EN 60384-14, in the sequence of tests as described in EN 60384-14.</p>		NA

The Accreditation only attests the technical capability of the testing laboratory for the tests covered by the accreditation.

LCIE CHINA

必维欧亚电气技术咨询服务(上海)有限公司

Building 4, No. 518, Xin Zhuan Road,
CaoHejing Songjiang High-Tech Park,
Shanghai P.R.C (201612)

Tel: +86 21 6195 7000
Fax: +86 21 6195 7001
Email: contact@cn.bureauveritas.com

IEC 62368-1			
Clause	Requirement + Test	Result - Remark	Verdict
5.5.2.1	<p>Norway</p> <p>After the 3rd paragraph the following is added:</p> <p>Due to the IT power system used, capacitors are required to be rated for the applicable line-to-line voltage (230 V).</p>		NA
5.5.6	<p>Finland, Norway and Sweden</p> <p>To the end of the subclause the following is added:</p> <p>Resistors used as basic safeguard or bridging basic insulation in class I pluggable equipment type A shall comply with G.10.1 and the test of G.10.2.</p>		NA
5.6.1	<p>Denmark</p> <p>Add to the end of the subclause</p> <p>Due to many existing installations where the socket-outlets can be protected with fuses with higher rating than the rating of the socket-outlets the protection for pluggable equipment type A shall be an integral part of the equipment.</p> <p><i>Justification:</i> In Denmark an existing 13 A socket outlet can be protected by a 20 A fuse.</p>		NA
5.6.4.2.1	<p>Ireland and United Kingdom</p> <p>After the indent for pluggable equipment type A, the following is added:</p> <p>– the protective current rating is taken to be 13 A, this being the largest rating of fuse used in the mains plug.</p>		NA
5.6.5.1	<p>To the second paragraph the following is added:</p> <p>The range of conductor sizes of flexible cords to be accepted by terminals for equipment with a rated current over 10 A and up to and including 13 A is:</p> <p>1,25 mm² to 1,5 mm² in cross-sectional area.</p>		NA
5.7.5	<p>Denmark</p> <p>To the end of the subclause the following is added:</p> <p>The installation instruction shall be affixed to the equipment if the protective conductor current exceeds the limits of 3,5 mA a.c. or 10 mA d.c.</p>		NA

The Accreditation only attests the technical capability of the testing laboratory for the tests covered by the accreditation.

LCIE CHINA

必维欧亚电气技术咨询服务有限公司

Building 4, No. 518, Xin Zhuan Road,
CaoHejing Songjiang High-Tech Park,
Shanghai P.R.C (201612)

Tel: +86 21 6195 7000
Fax: +86 21 6195 7001
Email: contact@cn.bureauveritas.com

IEC 62368-1			
Clause	Requirement + Test	Result - Remark	Verdict
5.7.6.1	<p>Norway and Sweden</p> <p>To the end of the subclause the following is added:</p> <p>The screen of the television distribution system is normally not earthed at the entrance of the building and there is normally no equipotential bonding system within the building. Therefore the protective earthing of the building installation needs to be isolated from the screen of a cable distribution system.</p> <p>It is however accepted to provide the insulation external to the equipment by an adapter or an interconnection cable with galvanic isolator, which may be provided by a retailer, for example.</p> <p>The user manual shall then have the following or similar information in Norwegian and Swedish language respectively, depending on in what country the equipment is intended to be used in:</p> <p>“Apparatus connected to the protective earthing of the building installation through the mains connection or through other apparatus with a connection to protective earthing – and to a television distribution system using coaxial cable, may in some circumstances create a fire hazard. Connection to a television distribution system therefore has to be provided through a device providing electrical isolation below a certain frequency range (galvanic isolator, see EN 60728-11)”</p> <p>NOTE In Norway, due to regulation for CATV-installations, and in Sweden, a galvanic isolator shall provide electrical insulation below 5 MHz. The insulation shall withstand a dielectric strength of 1,5 kV r.m.s., 50 Hz or 60 Hz, for 1 min.</p> <p>Translation to Norwegian (the Swedish text will also be accepted in Norway):</p> <p>“Apparater som er koplet til beskyttelsesjord via nettplugg og/eller via annet jordtilkøpelt utstyr – og er tilkøpelt et koaksialbasert kabel-TV nett, kan forårsake brannfare. For å unngå dette skal det ved tilkøpling av apparater til kabel-TV nett installeres en galvanisk isolator mellom apparatet og kabel-TV nettet.”</p> <p>Translation to Swedish:</p> <p>”Apparater som är kopplad till skyddsjord via jordat vägguttag och/eller via annan utrustning och samtidigt är kopplad till kabel-TV nät kan i vissa fall medföra risk för brand. För att undvika detta skall vid anslutning av apparaten till kabel-TV nät galvanisk isolator finnas mellan apparaten och kabel-TV nätet.”.</p>		NA

The Accreditation only attests the technical capability of the testing laboratory for the tests covered by the accreditation.

LCIE CHINA

必维欧亚电气技术咨询服务(上海)有限公司

司

Building 4, No. 518, Xin Zhuan Road,
CaoHejing Songjiang High-Tech Park,
Shanghai P.R.C (201612)

Tel: +86 21 6195 7000
Fax: +86 21 6195 7001
Email: contact@cn.bureauveritas.com

IEC 62368-1			
Clause	Requirement + Test	Result - Remark	Verdict
5.7.6.2	<p>Denmark</p> <p>To the end of the subclause the following is added:</p> <p>The warning (marking safeguard) for high touch current is required if the touch current or the protective current exceed the limits of 3,5 mA .</p>		NA
B.3.1 and B.4	<p>Ireland and United Kingdom</p> <p>The following is applicable:</p> <p>To protect against excessive currents and short-circuits in the primary circuit of direct plug-in equipment, tests according to Annexes B.3.1 and B.4 shall be conducted using an external miniature circuit breaker complying with EN 60898-1, Type B, rated 32A. If the equipment does not pass these tests, suitable protective devices shall be included as an integral part of the direct plug-in equipment, until the requirements of Annexes B.3.1 and B.4 are met</p>		NA
G.4.2	<p>Denmark</p> <p>To the end of the subclause the following is added:</p> <p>Supply cords of single phase appliances having a rated current not exceeding 13 A shall be provided with a plug according to DS 60884-2-D1:2011.</p> <p>CLASS I EQUIPMENT provided with socket-outlets with earth contacts or which are intended to be used in locations where protection against indirect contact is required according to the wiring rules shall be provided with a plug in accordance with standard sheet DK 2-1a or DK 2-5a.</p> <p>If a single-phase equipment having a RATED CURRENT exceeding 13 A or if a poly-phase equipment is provided with a supply cord with a plug, this plug shall be in accordance with the standard sheets DK 6-1a in DS 60884-2-D1 or EN 60309-2.</p> <p>Mains socket outlets intended for providing power to Class II apparatus with a rated current of 2,5 A shall be in accordance DS 60884-2-D1:2011 standard sheet DKA 1-4a.</p> <p>Other current rating socket outlets shall be in compliance with Standard Sheet DKA 1-3a or DKA 1-1c.</p> <p>Mains socket-outlets with earth shall be in compliance with DS 60884-2-D1:2011 Standard Sheet DK 1-3a, DK 1-1c, DK1-1d, DK 1-5a or DK 1-7a</p> <p><i>Justification:</i> Heavy Current Regulations, Section 6c</p>		NA

The Accreditation only attests the technical capability of the testing laboratory for the tests covered by the accreditation.

LCIE CHINA

必维欧亚电气技术咨询服务(上海)有限公司

Building 4, No. 518, Xin Zhuan Road,
CaoHejing Songjiang High-Tech Park,
Shanghai P.R.C (201612)

Tel: +86 21 6195 7000
Fax: +86 21 6195 7001
Email: contact@cn.bureauveritas.com

IEC 62368-1			
Clause	Requirement + Test	Result - Remark	Verdict
G.4.2	<p>United Kingdom</p> <p>To the end of the subclause the following is added:</p> <p>The plug part of direct plug-in equipment shall be assessed to BS 1363: Part 1, 12.1, 12.2, 12.3, 12.9, 12.11, 12.12, 12.13, 12.16, and 12.17, except that the test of 12.17 is performed at not less than 125 °C. Where the metal earth pin is replaced by an Insulated Shutter Opening Device (ISOD), the requirements of clauses 22.2 and 23 also apply.</p>		NA
G.7.1	<p>United Kingdom</p> <p>To the first paragraph the following is added:</p> <p>Equipment which is fitted with a flexible cable or cord and is designed to be connected to a mains socket conforming to BS 1363 by means of that flexible cable or cord shall be fitted with a 'standard plug' in accordance with the Plugs and Sockets etc (Safety) Regulations 1994, Statutory Instrument 1994 No. 1768, unless exempted by those regulations.</p> <p>NOTE "Standard plug" is defined in SI 1768:1994 and essentially means an approved plug conforming to BS 1363 or an approved conversion plug.</p>		NA
G.7.1	<p>Ireland</p> <p>To the first paragraph the following is added:</p> <p>Apparatus which is fitted with a flexible cable or cord shall be provided with a plug in accordance with Statutory Instrument 525: 1997, "13 A Plugs and Conversion Adapters for Domestic Use Regulations: 1997. S.I. 525 provides for the recognition of a standard of another Member State which is equivalent to the relevant Irish Standard</p>		NA
G.7.2	<p>Ireland and United Kingdom</p> <p>To the first paragraph the following is added:</p> <p>A power supply cord with a conductor of 1,25 mm² is allowed for equipment which is rated over 10 A and up to and including 13 A.</p>		NA

The Accreditation only attests the technical capability of the testing laboratory for the tests covered by the accreditation.

LCIE CHINA

必维欧亚电气技术咨询服务有限公司

司

Building 4, No. 518, Xin Zhuan Road,
CaoHejing Songjiang High-Tech Park,
Shanghai P.R.C (201612)

Tel: +86 21 6195 7000
Fax: +86 21 6195 7001
Email: contact@cn.bureauveritas.com

IEC 62368-1			
Clause	Requirement + Test	Result - Remark	Verdict
ZC	ANNEX ZC, NATIONAL DEVIATIONS (EN)		NA
10.5.2	<p>Germany</p> <p>The following requirement applies:</p> <p>For the operation of any cathode ray tube intended for the display of visual images operating at an acceleration voltage exceeding 40 kV, authorization is required, or application of type approval (Bauartzulassung) and marking.</p> <p><i>Justification:</i></p> <p>German ministerial decree against ionizing radiation (Röntgenverordnung), in force since 2002-07-01, implementing the European Directive 96/29/EURATOM.</p> <p>NOTE Contact address: Physikalisch-Technische Bundesanstalt, Bundesallee 100, D-38116 Braunschweig, Tel.: Int +49-531-592-6320, Internet: http://www.ptb.de</p>		NA

The Accreditation only attests the technical capability of the testing laboratory for the tests covered by the accreditation.

LCIE CHINA

必维欧亚电气技术咨询服务(上海)有限公司

Building 4, No. 518, Xin Zhuan Road,
 CaoHejing Songjiang High-Tech Park,
 Shanghai P.R.C (201612)

Tel: +86 21 6195 7000
 Fax: +86 21 6195 7001
 Email: contact@cn.bureauveritas.com

IEC 62368-1			
Clause	Requirement + Test	Result - Remark	Verdict

IEC 62368_1B ATTACHMENT			
Clause	Requirement + Test	Result - Remark	Verdict
ATTACHMENT TO TEST REPORT			
IEC 62368-1 (AUSTRALIA / NEW ZEALAND) NATIONAL DIFFERENCES (Audio/video, information and communication technology equipment)			
Differences according to : AS/NZS 62368.1:2018			
Attachment Form No..... : AU_NZ_ND_IEC62368_1B			
Attachment Originator : JAS-ANZ			
Master Attachment..... : 2018-02			
Copyright © 2017 IEC System for Conformity Testing and Certification of Electrical Equipment (IECEE), Geneva, Switzerland. All rights reserved.			
	National Differences		-
Appendix ZZ	Variations to IEC 62368-1:2014 (ED. 2.0) for Australia and New Zealand		-
ZZ1 Scope	This Appendix lists the normative variations to IEC 62368-1:2014 (ED. 2.0)		-
ZZ2 Variations	The following modifications are required for Australian/New Zealand conditions:		-
2	<p>Add the following to the list of normative references:</p> <p>The following normative documents are referenced in Appendix ZZ:</p> <ul style="list-style-type: none"> -AS/NZS 3112, <i>Approval and test specification—Plugs and socket-outlets</i> -AS/NZS 3123, <i>Approval and test specification—Plugs, socket-outlets and couplers for general industrial application</i> -AS/NZS 3191, <i>Electric flexible cords</i> -AS/NZS 60065, <i>Audio, video and similar electronic apparatus—Safety requirements (IEC 60065:2015 (ED.8.0) MOD)</i> -AS/NZS 60320.1, <i>Appliance couplers for household and similar general purposes, Part 1: General requirements (IEC 60320-1, Ed.2.1 (2007) MOD)</i> -AS/NZS 60320.2.2, <i>Appliance couplers for household and similar general purposes Part 2.2: Interconnection couplers for household and similar equipment (IEC 60320-2-2, Ed.2.0 (1998) MOD)</i> -AS/NZS 60695.2.11, <i>Fire hazard testing, Part 2.11: Glowing/hot wire based test methods—Glow-wire flammability test method for end-products</i> 		P

The Accreditation only attests the technical capability of the testing laboratory for the tests covered by the accreditation.

LCIE CHINA

必维欧亚电气技术咨询服务有限公司

Building 4, No. 518, Xin Zhuan Road,
CaoHejing Songjiang High-Tech Park,
Shanghai P.R.C (201612)

Tel: +86 21 6195 7000
Fax: +86 21 6195 7001
Email: contact@cn.bureauveritas.com

IEC 62368-1			
Clause	Requirement + Test	Result - Remark	Verdict
IEC 62368_1B ATTACHMENT			
Clause	Requirement + Test	Result - Remark	Verdict
	<p>-AS/NZS 60695.11.5, <i>Fire hazard testing, Part 11.5: Test flames—Needle-flame test method—Apparatus, confirmatory test arrangement and guidance</i></p> <p>-AS/NZS 60695.11.10, <i>Fire hazard testing, Part 11.10: Test flames—50 W horizontal and vertical flame test methods</i></p> <p>-AS/NZS 60884.1, <i>Plugs and socket-outlets for household and similar purposes, Part 1: General requirements</i></p> <p>-AS/NZS 60950.1:2015, <i>Information technology equipment—Safety, Part 1: General requirements (IEC 60950-1, Ed.2.2 (2013), MOD)</i></p> <p>IEC 61032:1997, <i>Protection of persons and equipment by enclosures—Probes for verification</i></p> <p>-AS/NZS 61558.1:2008 (including Amendment 2:2015), <i>Safety of Power Transformers, Power Supplies, Reactors and Similar Products, Part 1: General requirements and tests (IEC 61558-1 Ed 2.1, MOD)</i></p> <p>-AS/NZS 61558.2.16, <i>Safety of transformers, reactors, power supply units and similar products for voltages up to 1 100 V, Part 2.16: Particular requirements and tests for switch mode power supply units and transformers for switch mode power supply units.</i></p>		
4.1.1	<p>Application of requirements and acceptance of materials, components and subassemblies</p> <p>1 <i>Replace the text 'IEC 60950-1' with 'AS/NZS 60950.1:2015'.</i></p> <p>2 <i>Replace the text 'IEC 60065' with 'AS/NZS 60065'.</i></p>		P
4.7	Equipment for direct insertion into mains socket-outlets		N/A
4.7.2	<p>Requirements</p> <p><i>Delete the text of the second paragraph and replace with the following:</i></p> <p>Equipment with a plug portion, suitable for insertion into a 10 A 3-pin flat-pin socket-outlet complying with AS/NZS 3112 shall comply with the requirements in AS/NZS 3112 for equipment with integral pins for insertion into socket-outlets.</p>		N/A

The Accreditation only attests the technical capability of the testing laboratory for the tests covered by the accreditation.

LCIE CHINA

必维欧亚电气技术咨询服务(上海)有限公司

Building 4, No. 518, Xin Zhuan Road,
CaoHejing Songjiang High-Tech Park,
Shanghai P.R.C (201612)

Tel: +86 21 6195 7000
Fax: +86 21 6195 7001
Email: contact@cn.bureauveritas.com

IEC 62368-1			
Clause	Requirement + Test	Result - Remark	Verdict
IEC 62368_1B ATTACHMENT			
Clause	Requirement + Test	Result - Remark	Verdict
4.7.3	Compliance Criteria <i>Delete</i> the first paragraph and Note 1 and Note 2 and <i>replace</i> with the following: <i>Compliance is checked by inspection and, if necessary, by the tests in AS/NZS 3112.</i>		N/A
4.8	<i>Delete</i> existing clause title and <i>replace</i> with the following: 4.8 Products containing coin/button cell batteries		N/A
4.8.1	General 1 Second dashed point, <i>delete</i> the text and <i>replace</i> with the following: – include coin/button cell batteries with a diameter of 32 mm or less. 2 After the second dashed point, <i>insert</i> the following Note: NOTE 1: Batteries are specified in IEC 60086-2. 3 After the third dashed point, <i>renumber</i> the existing Note as 'NOTE 2'. 4 Fifth dashed point, <i>delete</i> the word 'lithium'.		N/A
4.8.2	Instructional Safeguard First line, <i>delete</i> the word 'lithium'.		N/A
4.8.3	Construction First line, after the word 'Equipment' <i>insert</i> the words 'containing one or more coin/button batteries and'		N/A
4.8.5	Compliance criteria <i>Delete</i> the first paragraph and <i>replace</i> with the following: <i>Compliance is checked by applying a force of 30 N +/- 1 N for 10 s to the battery compartment door/cover by a rigid test finger according to test probe 11 of IEC 61032:1997 at the most unfavourable place and in the most unfavourable direction. The force shall be applied in one direction at a time.</i>		N/A
5.4.10.2	Test methods		N/A
5.4.10.2.1	General <i>Delete</i> the first paragraph and <i>replace</i> with the following: In Australia only, the separation is checked by the test of both Clause 5.4.10.2.2 and Clause 5.4.10.2.3. In New Zealand, the separation is checked by the test of either Clause 5.4.10.2.2 or Clause 5.4.10.2.3.		N/A
Table 29	<i>Replace</i> the table with the following:		N/A

The Accreditation only attests the technical capability of the testing laboratory for the tests covered by the accreditation.

LCIE CHINA

必维欧亚电气技术咨询服务(上海)有限公司

Building 4, No. 518, Xin Zhuan Road,
CaoHejing Songjiang High-Tech Park,
Shanghai P.R.C (201612)

Tel: +86 21 6195 7000
Fax: +86 21 6195 7001
Email: contact@cn.bureauveritas.com

IEC 62368-1			
Clause	Requirement + Test	Result - Remark	Verdict

IEC 62368_1B ATTACHMENT				
Clause	Requirement + Test	Result - Remark		Verdict
Parts		Impulse test		Steady state test
		New Zealand	Australia	New Zealand Australia
Parts indicated in Clause 5.4.10.1 a) ^a	2.5 kV 10/700 μs	7.0 kV for hand-held telephones and headsets, 2.5 kV for other equipment. 10/700 μs		1.5 kV 3 kV
Parts indicated in Clause 5.4.10.1 b) and c) ^b	1.5 kV 10/700 μs ^c			1.0 kV 1.5 kV
^a Surge suppressors shall not be removed. ^b Surge suppressors may be removed, provided that such devices pass the impulse test of Clause 5.4.10.2.2 when tested as components outside the equipment. ^c During this test, it is allowed for a surge suppressor to operate and for a sparkover to occur in a GDT.				
5.4.10.2.2	After the first paragraph, <i>insert</i> new Notes 201 and 202 as follows: NOTE 201 For Australia, the 7 kV impulse simulates lightning surges on typical rural and semi-rural network lines. NOTE 202 For Australia, the value of 2.5 kV for Clause 5.4.10.1 a) was chosen to ensure the adequacy of the insulation concerned and does not necessarily simulate likely overvoltages.			N/A
5.4.10.2.3	After the first paragraph, <i>insert</i> new Notes 201 and 202 as follows: NOTE 201 For Australia, where there are capacitors across the insulation under test, it is recommended that d.c. test voltages are used. NOTE 202 The 3 kV and 1.5 kV values for Australia have been determined considering the low frequency induced voltages from the power supply distribution system.			N/A
6	Electrically-caused fire			P
6.1	General After the first paragraph, <i>insert</i> the following new paragraph: Alternatively, the requirements of Clauses 6.2 to 6.5.2 are considered to be fulfilled if the equipment complies with the requirements of Clause 6.202			P
6.6	After Clause 6.6, <i>add</i> the new Clauses 6.201 and 6.202 as follows: 6.201 External power supplies, docking stations and other similar devices and 6.202 Resistance to fire—Alternative tests (see special national conditions)			N/A

The Accreditation only attests the technical capability of the testing laboratory for the tests covered by the accreditation.

LCIE CHINA

必维欧亚电气技术咨询服务(上海)有限公司

Building 4, No. 518, Xin Zhuan Road,
CaoHejing Songjiang High-Tech Park,
Shanghai P.R.C (201612)

Tel: +86 21 6195 7000
Fax: +86 21 6195 7001
Email: contact@cn.bureauveritas.com

IEC 62368-1			
Clause	Requirement + Test	Result - Remark	Verdict
IEC 62368_1B ATTACHMENT			
8.5.4	Special categories of equipment comprising moving parts		N/A
8.5.4.1	Large data storage equipment In the first dashed row and the second dashed rows <i>replace</i> 'IEC 60950-1:2005' with 'AS/NZS 60950.1:2015'.		N/A
8.6	Stability of equipment		N/A
8.6.1 and Table 36	Requirements 1. Table 36, <i>insert</i> Footnote c at the end of the 'Glass slide' heading, and <i>add</i> a new Footnote c after the text of Footnote b in the last row of Table 36 as follows: ^c The glass slide test is not applicable to floor standing equipment, even though the equipment may have controls or a display. 2. Table 36, fifth row, <i>insert</i> ²⁰¹ at the end of 'No stability requirements' 3. Table 36, ninth row, <i>insert</i> ²⁰¹ at the end of 'No stability requirements' 4. Table 36, <i>add</i> the following new footnote: ²⁰¹ MS2 and MS3 television sets and display devices, designed only for fixing to a wall, ceiling or equipment rack, are not subjected to stability requirements only if the instructional safeguard of Clause 8.6.1.201 is provided. Otherwise, the glass slide requirements of Clause 8.6.4 and horizontal force requirements of Clause 8.6.5 apply. 5. Second paragraph beneath Table 36, <i>delete</i> the words 'MS2 and MS3 television sets' and <i>replace</i> with 'MS2 and MS3 television sets and display devices'		N/A
8.6.1	After Clause 8.6.1 <i>add</i> the following new clauses: 8.6.1.201 Instructional safeguard for fixed-mount television sets (see special national conditions)		N/A
Annex F Paragraph F.3.5.1	Mains appliance outlet and socket-outlet markings <i>Replace</i> 'IEC 60320-2-2' with 'AS/NZS 60320.2.2'.		N/A

The Accreditation only attests the technical capability of the testing laboratory for the tests covered by the accreditation.

LCIE CHINA

必维欧亚电气技术咨询服务(上海)有限公司

司

Building 4, No. 518, Xin Zhuan Road,
CaoHejing Songjiang High-Tech Park,
Shanghai P.R.C (201612)

Tel: +86 21 6195 7000
Fax: +86 21 6195 7001
Email: contact@cn.bureauveritas.com

IEC 62368-1			
Clause	Requirement + Test	Result - Remark	Verdict
IEC 62368_1B ATTACHMENT			
Clause	Requirement + Test	Result - Remark	Verdict
Annex G Paragraph G.4.2	Mains connectors 1 In the second line <i>insert</i> 'or AS/NZS 3123' after 'IEC 60906-1'. 2 In the second line <i>insert</i> 'or AS/NZS 60320 series' after 'IEC 60320 series' 3 <i>Add</i> the following new paragraph: 10 A or 15 A 250 V flat pin plugs for the connection of equipment to mains-powered socket-outlets for household or similar general use shall comply with AS/NZS 3112 or AS/NZS 60884.1.		N/A
Paragraph G.5.3.1	Transformers, General 1 In the third dashed point <i>replace</i> 'IEC 61558-1 and the relevant parts of IEC 61558-2' with 'AS/NZS 61558-1 and the relevant parts of AS/NZS 61558.2' 2 In the fourth dashed point <i>replace</i> 'IEC 61558-2-16' with 'AS/NZS 61558.2.16'.		N/A
Paragraph G.7.1	Mains supply cords, General In the fourth dashed paragraph, <i>replace</i> 'IEC 60320-1' with 'AS/NZS 60320.1'		N/A
Table G.5	Sizes of conductors 1 In the second row, first column, <i>delete</i> '6' and <i>replace</i> with '7.5' 2 In the second row, second column, <i>delete</i> '0,75' and <i>replace</i> with '0.75 ^b 3 <i>Delete</i> Note 1. 4 <i>Replace</i> 'NOTE 2' with 'NOTE:'. 5 <i>Delete</i> the text of 'Footnote b' and <i>replace</i> with the following: ^b This nominal cross-sectional area is only allowed for Class II appliances if the length of the power supply cord, measured between the point where the cord, or cord guard, enters the appliance, and the entry to the plug does not exceed 2 m (0.5 mm ² three-core supply flexible cords are not permitted; see AS/NZS 3191). 6 In Footnote c <i>replace</i> 'IEC 60320-1' with 'AS/NZS 60320.1' 7 In Footnote d <i>replace</i> 'IEC 60320-1' with 'AS/NZS 60320.1'		N/A

The Accreditation only attests the technical capability of the testing laboratory for the tests covered by the accreditation.

LCIE CHINA

必维欧亚电气技术咨询服务(上海)有限公司

Building 4, No. 518, Xin Zhuan Road,
CaoHejing Songjiang High-Tech Park,
Shanghai P.R.C (201612)

Tel: +86 21 6195 7000
Fax: +86 21 6195 7001
Email: contact@cn.bureauveritas.com

IEC 62368-1			
Clause	Requirement + Test	Result - Remark	Verdict
IEC 62368_1B ATTACHMENT			
Clause	Requirement + Test	Result - Remark	Verdict
Annex M Paragraph M.3.2	Protection circuits for batteries provided within the equipment, Test method After the first dashed point <i>add</i> the following Note: NOTE 201: In cases where the voltage source is provided by power from an unassociated power source, consideration should be given to the effects of possible single fault conditions in the unassociated equipment. If the power source is unknown then it should be assumed that the maximum limit of SELV may be applied to the source input under assumed single fault conditions in the source when assessing the charging circuit in the equipment under test.		N/A
	Special national conditions (if any)		N/A
6.201	External power supplies, docking stations and other similar devices For external power supplies, docking stations and other similar devices, during and after abnormal operating conditions and during single fault conditions the output voltage— – at all ES1 outlets or connectors shall not increase by more than 10% of its rated output voltage under normal operating condition; and – of a USB outlet or connector shall not increase by more than 3 V or 10% of its rated output voltage under normal operating conditions, whichever is higher. For equipment with multiple rated output voltages, the requirements apply with the equipment configured for each rated output voltage in turn. NOTE: This is intended to reduce the possibility of battery fire or explosion in attached equipment or accessories when charging secondary lithium batteries. <i>Compliance shall be checked by measurement, taking into account the abnormal operating conditions of Annex B.3 and the simulated single-fault conditions of Annex B.4</i>		N/A
6.202	Resistance to fire—Alternative tests		N/A
6.202.1	General Parts of non-metallic material shall be resistant to ignition and spread of fire. This requirement does not apply to decorative trims, knobs and other parts unlikely to be ignited		N/A

The Accreditation only attests the technical capability of the testing laboratory for the tests covered by the accreditation.

LCIE CHINA

必维欧亚电气技术咨询服务(上海)有限公司

Building 4, No. 518, Xin Zhuan Road,
CaoHejing Songjiang High-Tech Park,
Shanghai P.R.C (201612)

Tel: +86 21 6195 7000
Fax: +86 21 6195 7001
Email: contact@cn.bureauveritas.com

IEC 62368-1			
Clause	Requirement + Test	Result - Remark	Verdict

IEC 62368_1B ATTACHMENT			
Clause	Requirement + Test	Result - Remark	Verdict
	<p>or to propagate flames from inside the equipment, or the following:</p> <p>a) Components that are contained in an enclosure having a flammability category of V-0 according to AS/NZS 60695.11.10 and having openings only for the connecting wires filling the openings completely, and for ventilation not exceeding 1 mm in width regardless of length.</p> <p>b) The following parts which would contribute negligible fuel to a fire:</p> <ul style="list-style-type: none"> – small mechanical parts, the mass of which does not exceed 4 g, such as mounting parts, gears, cams, belts and bearings; – small electrical components, such as capacitors with a volume not exceeding 1 750 mm³, integrated circuits, transistors and optocoupler packages, if these components are mounted on material of flammability category V-1, or better, according to AS/NZS 60695.11.10. <p>NOTE: In considering how to minimize propagation of fire and what 'small parts' are, account should be taken of the cumulative effect of small parts adjacent to each other for the possible effect of propagating the fire from one part to another.</p>		
	<p><i>Compliance shall be checked by the tests of Clauses 6.202.2, 6.202.3 and 6.202.4.</i></p> <p>For the base material of printed boards, compliance shall be checked by the test of Clause 6.202.5.</p> <p>The tests shall be carried out on parts of non-metallic material which have been removed from the equipment. When the glow-wire test is carried out, the parts shall be placed in the same orientation as they would be in normal use. These tests are not carried out on internal wiring.</p>		N/A
6.202.2	<p>Testing of non-metallic materials</p> <p>Parts of non-metallic material shall be subject to the glow-wire test of AS/NZS 60695.2.11 which shall be carried out at 550°C.</p> <p>Parts for which the glow-wire test cannot be carried out, such as those made of soft or foamy material, shall meet the requirements specified in ISO 9772 for category FH-3 material. The glow-wire test shall be not carried out on parts of material classified at least FH-3 according to ISO 9772 provided that the relevant part is not thinner than the sample tested.</p>		N/A

The Accreditation only attests the technical capability of the testing laboratory for the tests covered by the accreditation.

LCIE CHINA

必维欧亚电气技术咨询服务(上海)有限公司

Building 4, No. 518, Xin Zhuan Road,
CaoHejing Songjiang High-Tech Park,
Shanghai P.R.C (201612)

Tel: +86 21 6195 7000
Fax: +86 21 6195 7001
Email: contact@cn.bureauveritas.com

IEC 62368-1			
Clause	Requirement + Test	Result - Remark	Verdict

IEC 62368_1B ATTACHMENT											
Clause	Requirement + Test	Result - Remark	Verdict								
6.202.3	<p>Testing of insulating materials Parts of insulating material supporting Potential Ignition Sources shall be subject to the glow-wire test of AS/NZS 60695.2.11 which shall be carried out at 750°C.</p> <p>The test shall be also carried out on other parts of insulating material which are within a distance of 3 mm of the connection.</p> <p>NOTE: Contacts in components such as switch contacts are considered to be connections</p>		N/A								
	<p>For parts which withstand the glow-wire test but produce a flame, other parts above the connection within the envelope of a vertical cylinder having a diameter of 20 mm and a height of 50 mm shall be subjected to the needle-flame test.</p> <p>However, parts shielded by a barrier which meets the needle-flame test need not be tested</p>		N/A								
	<p>The needle-flame test shall be made in accordance with AS/NZS 60695.11.5 with the following modifications:</p> <table border="1"> <thead> <tr> <th>Clause of AS/NZS 60695.11.5</th> <th>Change</th> </tr> </thead> <tbody> <tr> <td>9 Test procedure</td> <td></td> </tr> <tr> <td>9.2 Application of needle-flame</td> <td> <p><i>Delete</i> the first and second paragraphs and <i>replace</i> with the following: The specimen shall be arranged so that the flame can be applied to a vertical or horizontal edge as shown in the examples of Figure 1. If possible the flame shall be applied at least 10 mm from a corner.</p> <p>The duration of application of the test flame shall be 30 s 1 s.</p> </td> </tr> <tr> <td>9.3 Number of test</td> <td><i>Replace</i> with the</td> </tr> </tbody> </table>	Clause of AS/NZS 60695.11.5	Change	9 Test procedure		9.2 Application of needle-flame	<p><i>Delete</i> the first and second paragraphs and <i>replace</i> with the following: The specimen shall be arranged so that the flame can be applied to a vertical or horizontal edge as shown in the examples of Figure 1. If possible the flame shall be applied at least 10 mm from a corner.</p> <p>The duration of application of the test flame shall be 30 s 1 s.</p>	9.3 Number of test	<i>Replace</i> with the		N/A
Clause of AS/NZS 60695.11.5	Change										
9 Test procedure											
9.2 Application of needle-flame	<p><i>Delete</i> the first and second paragraphs and <i>replace</i> with the following: The specimen shall be arranged so that the flame can be applied to a vertical or horizontal edge as shown in the examples of Figure 1. If possible the flame shall be applied at least 10 mm from a corner.</p> <p>The duration of application of the test flame shall be 30 s 1 s.</p>										
9.3 Number of test	<i>Replace</i> with the										

The Accreditation only attests the technical capability of the testing laboratory for the tests covered by the accreditation.

LCIE CHINA

必维欧亚电气技术咨询服务(上海)有限公司

Building 4, No. 518, Xin Zhuan Road,
CaoHejing Songjiang High-Tech Park,
Shanghai P.R.C (201612)

Tel: +86 21 6195 7000
Fax: +86 21 6195 7001
Email: contact@cn.bureauveritas.com

IEC 62368-1			
Clause	Requirement + Test	Result - Remark	Verdict

IEC 62368_1B ATTACHMENT			
Clause	Requirement + Test	Result - Remark	Verdict
	<p>specimens</p> <p>following: The test shall be made on one specimen. If the specimen does not withstand the test, the test may be repeated on two further specimens, both of which shall withstand the test.</p>		
	<p>11 Evaluation of test results</p> <p><i>Replace</i> with the following: The duration of burning (tb) shall not exceed 30 s. However, for printed circuit boards, it shall not exceed 15 s.</p>		
	<p>The needle-flame test shall not be carried out on parts of material classified as V-0 or V-1 according to AS/NZS 60695.11.10, provided that the relevant part is not thinner than the sample tested.</p>		
6.202.4	<p>Testing in the event of non-extinguishing material</p> <p>If parts, other than enclosures, do not withstand the glow wire tests of Clause 6.202.3, by failure to extinguish within 30 s after the removal of the glowwire tip, the needle-flame test detailed in Clause 6.202.3 shall be made on all parts of non-metallic material which are within a distance of 50 mm or which are likely to be impinged upon by flame during the tests of Clause 6.202.3. Parts shielded by a separate barrier which meets the needle-flame test need not be tested.</p> <p>NOTE 1: If the enclosure does not withstand the glow-wire test the equipment is considered to have failed to meet the requirements of Clause 6.202 without the need for consequential testing.</p> <p>NOTE 2: If other parts do not withstand the glow-wire test due to ignition of the tissue paper and if this indicates that burning or glowing particles can fall onto an external surface underneath the equipment, the equipment is considered to have failed to meet the requirements of Clause 6.202 without the need for consequential testing.</p> <p>NOTE 3: Parts likely to be impinged upon by the flame are considered to be those within the envelope of a vertical cylinder having a radius of 10 mm and a height equal to the</p>		N/A

The Accreditation only attests the technical capability of the testing laboratory for the tests covered by the accreditation.

LCIE CHINA

必维欧亚电气技术咨询服务(上海)有限公司

Building 4, No. 518, Xin Zhuan Road,
CaoHejing Songjiang High-Tech Park,
Shanghai P.R.C (201612)

Tel: +86 21 6195 7000
Fax: +86 21 6195 7001
Email: contact@cn.bureauveritas.com

IEC 62368-1			
Clause	Requirement + Test	Result - Remark	Verdict
IEC 62368_1B ATTACHMENT			
Clause	Requirement + Test	Result - Remark	Verdict
	height of the flame, positioned above the point of the material supporting, in contact with, or in close proximity to, connections.		
6.202.5	<p>Testing of printed boards</p> <p>The base material of printed boards shall be subjected to the needle-flame test of Clause 6.202.3. The flame shall be applied to the edge of the board where the heat sink effect is lowest when the board is positioned as in normal use. The flame shall not be applied to an edge, consisting of broken perforations, unless the edge is less than 3 mm from a potential ignition source.</p> <p>The test is not carried out if—</p> <ul style="list-style-type: none"> – the printed board does not carry any potential ignition source; – the base material of printed boards, on which the available apparent power at a connection exceeds 15 VA operating at a voltage exceeding 50 V and equal or less than 400 V (peak) a.c. or d.c. under normal operating conditions, is of flammability category V-1 or better according to AS/NZS 60695.11.10, or the printed boards are protected by an enclosure meeting the flammability category V-0 according to AS/NZS 60695.11.10, or made of metal, having openings only for connecting wires which fill the openings completely; or – the base material of printed boards, on which the available equipment power at a connection exceeds 15 VA operating at a voltage exceeding 400 V (peak) a.c. or d.c. under normal operating conditions, and base material of printed boards supporting spark gaps which provides protection against overvoltages, is of flammability category V-0 according to AS/NZS 60695.11.10 or the printed boards are contained in a metal enclosure, having openings only for connecting wires which fill the openings completely. <p><i>Conformance shall be determined using the smallest thickness of the material.</i></p> <p>NOTE: Available apparent power is the maximum apparent power which can be drawn from the supplying circuit through a resistive load whose value is chosen to maximize the apparent power for more than 2 min when the circuit supplied is disconnected.</p>		N/A
6.202.6	<p>For open circuit voltages greater than 4 kV</p> <p>Potential ignition sources with open circuit voltages exceeding 4 kV (peak) a.c. or d.c. under normal operating conditions shall be contained in a FIRE</p>		N/A

The Accreditation only attests the technical capability of the testing laboratory for the tests covered by the accreditation.

LCIE CHINA

必维欧亚电气技术咨询服务(上海)有限公司

Building 4, No. 518, Xin Zhuan Road,
CaoHejing Songjiang High-Tech Park,
Shanghai P.R.C (201612)

Tel: +86 21 6195 7000
Fax: +86 21 6195 7001
Email: contact@cn.bureauveritas.com

IEC 62368-1			
Clause	Requirement + Test	Result - Remark	Verdict

IEC 62368_1B ATTACHMENT			
Clause	Requirement + Test	Result - Remark	Verdict
	ENCLOSURE which shall comply with flammability category V-1 or better according to AS/NZS 60695.11.10.		
8.6.1.201	<p>8.6.1.201 Instructional safeguard for fixed-mount television sets</p> <p>MS2 and MS3 television sets and display devices designed only for fixed mounting to a wall of ceiling or equipment rack shall, where required in Table 36, footnote 201, have an instructional safeguard in accordance with Clause F.5 which may be on the equipment or included in the installation instructions or equivalent document accompanying the equipment.</p> <p>The elements of the instructional safeguard shall be as follows:</p> <ul style="list-style-type: none"> – element 1a: not available; – element 2: 'Stability Hazard' or equivalent wording; – element 3: 'The television set may fall, causing serious personal injury or death' or equivalent text; – element 4: the following or equivalent text: To prevent injury, this television set must be securely attached to the floor/wall in accordance with the installation instructions 		N/A
8.6.1.202	<p>Restraining device</p> <p>MS2 and MS3 television sets and display devices that are not solely fixed-mounted should be provided with a restraining device such as a fixing point to facilitate restraining the equipment from toppling forward. The restraining device shall be capable of withstanding a pull of 100 N in all directions without damage.</p> <p>Where a restraining device is provided, instructions shall be provided in the instructions for installation or instructions for use to ensure correct and safe installation.</p>		N/A

The Accreditation only attests the technical capability of the testing laboratory for the tests covered by the accreditation.

LCIE CHINA

必维欧亚电气技术咨询服务(上海)有限公司

Building 4, No. 518, Xin Zhuan Road,
CaoHejing Songjiang High-Tech Park,
Shanghai P.R.C (201612)

Tel: +86 21 6195 7000
Fax: +86 21 6195 7001
Email: contact@cn.bureauveritas.com

IEC 62368-1			
Clause	Requirement + Test	Result - Remark	Verdict

4.1.2	TABLE: List of critical components				P
Object / part No.	Manufacturer/ trademark	Type / model	Technical data	Standard	Mark(s) of conformity ¹
Plastic enclosure	COVESTRO DEUTSCHLAND AG [PC RESINS]	6557 + (z)(f1)	V-0 130°C	UL 94	UL E41613
PCB	ZHEJIANG JUNHAO ELECTRONICS CO., LTD	JH-1	V-0 130°C	UL 796	UL E250425
-Alt.	KUNSHAN HUATAO ELECTRONICS CO LTD	HT-D	V-0 130°C	UL 796	UL E318580
Supplementary information: ¹⁾ Provided evidence ensures the agreed level of compliance. See OD-2039.					

The Accreditation only attests the technical capability of the testing laboratory for the tests covered by the accreditation.

LCIE CHINA

必维欧亚电气技术咨询服务(上海)有限公司

Building 4, No. 518, Xin Zhuan Road,
CaoHejing Songjiang High-Tech Park,
Shanghai P.R.C (201612)

Tel: +86 21 6195 7000
Fax: +86 21 6195 7001
Email: contact@cn.bureauveritas.com

IEC 62368-1			
Clause	Requirement + Test	Result - Remark	Verdict

5.2	TABLE: Classification of electrical energy sources						N/A
Supply Voltage	Location (e.g. circuit designation)	Test conditions	Parameters				ES Class
			U (V)	I (mA)	Type ¹⁾	Additional Info ²⁾	
--	--	Normal	--	--	--	--	--
		Abnormal	--	--	--	--	
		Single fault – SC/OC:	--	--	--	--	
--	--	Normal	--	--	--	--	--
		Abnormal	--	--	--	--	
		Single fault – SC/OC:	--	--	--	--	

Supplementary information:

1) Type: Steady state (SS), Capacitance (CP), Single pulse (SP), Repetitive pulses (RP), etc.

2) Additional Info: Frequency, Pulse duration, Pulse off time, Capacitance value, etc.

5.4.1.8	TABLE: Working voltage measurement				N/A
Location	RMS voltage (V)	Peak voltage (V)	Frequency (Hz)	Comments	
--	--	--	--	--	
--	--	--	--	--	

Supplementary information: --

5.4.1.10.2	TABLE: Vicat softening temperature of thermoplastics				N/A
Method..... :					—
Object/ Part No./Material	Manufacturer/trademark	Thickness (mm)	T softening (°C)		
--	--	--	--		

Supplementary information:--

5.4.1.10.3	TABLE: Ball pressure test of thermoplastics				N/A
Allowed impression diameter (mm)..... :				≤ 2 mm	—
Object/Part No./Material	Manufacturer/trademark	Thickness (mm)	Test temperature (°C)	Impression diameter (mm)	
--	--	--	--	--	

The Accreditation only attests the technical capability of the testing laboratory for the tests covered by the accreditation.

LCIE CHINA
必维欧亚电气技术咨询服务(上海)有限公司

Building 4, No. 518, Xin Zhuan Road,
CaoHejing Songjiang High-Tech Park,
Shanghai P.R.C (201612)

Tel: +86 21 6195 7000
Fax: +86 21 6195 7001
Email: contact@cn.bureauveritas.com

IEC 62368-1			
Clause	Requirement + Test	Result - Remark	Verdict

--	--	--	--
Supplementary information:--			

5.4.2, 5.4.3	TABLE: Minimum Clearances/Creepage distance							N/A
Clearance (cl) and creepage distance (cr) at/of/between:	U_p (V)	U_{rms} (V)	Freq ¹⁾ (Hz)	Required cl (mm)	cl (mm)	E.S. ²⁾ (V)	Required cr (mm)	cr (mm)
--	--	--	--	--	--	--	--	--
--	--	--	--	--	--	--	--	--
Supplementary information:								
1) Only for frequency above 30 kHz								
2) Complete Electric Strength voltage (E.S. (V) when 5.4.2.4 applied)								

5.4.4.2	TABLE: Minimum distance through insulation				N/A
Distance through insulation (DTI) at/of	Peak voltage (V)	Insulation	Required DTI (mm)	Measured DTI (mm)	
--	--	--	--	--	
--	--	--	--	--	
Supplementary information:--					

5.4.4.9	TABLE: Solid insulation at frequencies >30 kHz					N/A
Insulation material	E_p	Frequency (kHz)	K_R	Thickness d (mm)	Insulation	V_{PW} (Vpk)
--	--	--	--	--	--	--
Supplementary information:--						

5.4.9	TABLE: Electric strength tests			N/A
Test voltage applied between:	Voltage shape (Surge, Impulse, AC, DC, etc.)	Test voltage (V)	Breakdown Yes / No	
--	--	--	--	
--	--	--	--	
Supplementary information: --				

5.5.2.2	TABLE: Stored discharge on capacitors	N/A
---------	---------------------------------------	-----

The Accreditation only attests the technical capability of the testing laboratory for the tests covered by the accreditation.

LCIE CHINA

必维欧亚电气技术咨询服务(上海)有限公司

Building 4, No. 518, Xin Zhuan Road,
CaoHejing Songjiang High-Tech Park,
Shanghai P.R.C (201612)

Tel: +86 21 6195 7000
Fax: +86 21 6195 7001
Email: contact@cn.bureauveritas.com

IEC 62368-1					
Clause	Requirement + Test		Result - Remark		Verdict
Location	Supply voltage (V)	Operating and fault condition ¹⁾	Switch position	Measured voltage (Vpk)	ES Class
--	--	--	--	--	--
--	--	--	--	--	--
Supplementary information: -- X-capacitors installed for testing: <input type="checkbox"/> bleeding resistor rating: <input type="checkbox"/> ICX: 1) Normal operating condition (e.g., normal operation, or open fuse), SC= short circuit, OC= open circuit					

5.6.6	TABLE: Resistance of protective conductors and terminations				N/A
Location	Test current (A)	Duration (min)	Voltage drop (V)	Resistance (Ω)	
--	--	--	--	--	
Supplementary information: --					

5.7.4	TABLE: Unearthed accessible parts					N/A
Location	Operating and fault conditions	Supply Voltage (V)	Parameters			ES class
			Voltage (V_{rms} or V_{pk})	Current (A_{rms} or A_{pk})	Freq. (Hz)	
--	--	--	--	--	--	--
--	--	--	--	--	--	--
Supplementary information:-- Abbreviation: SC= short circuit; OC= open circuit						

5.7.5	TABLE: Earthed accessible conductive part			N/A
Supply voltage (V)	--			---
Phase(s)	[] Single Phase; [] Three Phase: [] Delta [] Wye			
Power Distribution System	<input type="checkbox"/> TN <input type="checkbox"/> TT <input type="checkbox"/> IT			
Location	Fault Condition No in IEC 60990 clause 6.2.2	Touch current (mA)	Comment	
--	--	--	--	
Supplementary Information: --				

The Accreditation only attests the technical capability of the testing laboratory for the tests covered by the accreditation.

LCIE CHINA

必维欧亚电气技术咨询服务(上海)有限公司

Building 4, No. 518, Xin Zhuan Road,
CaoHejing Songjiang High-Tech Park,
Shanghai P.R.C (201612)

Tel: +86 21 6195 7000
Fax: +86 21 6195 7001
Email: contact@cn.bureauveritas.com

IEC 62368-1			
Clause	Requirement + Test	Result - Remark	Verdict

5.8	TABLE: Backfeed safeguard in battery backed up supplies					N/A
Location	Supply voltage (V)	Operating and fault condition	Time (s)	Open-circuit voltage (V)	Touch current (A)	ES Class
--	--	--	--	--	--	--

Supplementary information:
Abbreviation: SC= short circuit, OC= open circuit

6.2.2	TABLE: Power source circuit classifications					N/A
Location	Operating and fault condition	Voltage (V)	Current (A)	Max. Power ¹⁾ (W)	Time (S)	PS class
--	--	--	--	--	--	--
--	--	--	--	--	--	--

Supplementary information:
Abbreviation: SC= short circuit; OC= open circuit
1) Measured after 3 s for PS1 and measured after 5 s for PS2 and PS3.

6.2.3.1	TABLE: Determination of Arcing PIS				N/A
Location	Open circuit voltage after 3 s (Vpk)	Measured r.m.s current (A)	Calculated value	Arcing PIS? Yes / No	
--	--	--	--	--	

Supplementary information:
An Arcing PIS requires a minimum of 50 V (peak) a.c. or d.c. An Arcing PIS is established when the product of the open circuit voltage (Vp) and normal operating condition rms current (Irms) is greater than 15.

6.2.3.2	TABLE: Determination of resistive PIS			N/A
Location	Operating and fault condition	Dissipate power (W)		Arcing PIS? Yes / No
--	--	--		--

Supplementary Information:
A combination of voltmeter, VA and ammeter IA may be used instead of a wattmeter.
If a separate voltmeter and ammeter are used, the product of (VA x IA) is used to determine Resistive PIS classification.
A Resistive PIS: (a) dissipates more than 15 W, measured after 30 s of normal operation, or (b) under single fault conditions has either a power exceeding 100 W measured immediately after the introduction of the fault if electronic circuits, regulators or PTC devices are used, or has an available power exceeding 15 W measured 30s after introduction of the fault.

The Accreditation only attests the technical capability of the testing laboratory for the tests covered by the accreditation.

LCIE CHINA
必维欧亚电气技术咨询服务(上海)有限公司

Building 4, No. 518, Xin Zhuan Road,
CaoHejing Songjiang High-Tech Park,
Shanghai P.R.C (201612)

Tel: +86 21 6195 7000
Fax: +86 21 6195 7001
Email: contact@cn.bureauveritas.com

IEC 62368-1			
Clause	Requirement + Test	Result - Remark	Verdict

8.5.5	TABLE: High pressure lamp				N/A
Lamp manufacturer	Lamp type	Explosion method	Longest axis of glass particle (mm)	Particle found beyond 1 m Yes / No	
--	--	--	--	--	
Supplementary information:--					

9.6	TABLE: Temperature measurements for wireless power transmitters							N/A
Supply voltage (V)		--					---	
Max. transmit power of transmitter (W).....		--					---	
Foreign objects	w/o receiver and direct contact		with receiver and direct contact		with receiver and at distance of 2 mm		with receiver and at distance of 5 mm	
	Object (°C)	Ambient (°C)	Object (°C)	Ambient (°C)	Object (°C)	Ambient (°C)	Object (°C)	Ambient (°C)
--	--	--	--	--	--	--	--	--
Supplementary information:--								

5.4.1.4, 6.3.2, 9.0, B.2.6	TABLE: Temperature measurements					P	
Supply voltage (V)	3.3VDC		---		---		
Ambient T _{min} (°C)	See below		---		---		
Ambient T _{max} (°C)	See below		---		---		
T _{ma} (°C)	Shift to 65°C		---		---		
Maximum measured temperature T of part/at:	T (°C)				Allowed T _{max} (°C)		
PCB near R7	29.7	72.4	--	--	130		
PCB near U3	30.3	73.0	--	--	130		
PCB near U5	30.4	73.1	--	--	130		
Enclosure inside	23.9	66.6	--	--	For ref.		
Enclosure outside	23.2	65.9	--	--	77		
Ambient	22.3	65°C	--	--	--		
Supplementary information: Maximum operating temperature is 65 °C.							
Temperature T of winding:	t ₁ (°C)	R ₁ (Ω)	t ₂ (°C)	R ₂ (Ω)	T (°C)	Allowed T _{max} (°C)	Insulation class

The Accreditation only attests the technical capability of the testing laboratory for the tests covered by the accreditation.

LCIE CHINA

必维欧亚电气技术咨询服务(上海)有限公司

Building 4, No. 518, Xin Zhuan Road,
CaoHejing Songjiang High-Tech Park,
Shanghai P.R.C (201612)

Tel: +86 21 6195 7000
Fax: +86 21 6195 7001
Email: contact@cn.bureauveritas.com

IEC 62368-1							
Clause	Requirement + Test			Result - Remark			Verdict
--	--	--	--	--	--	--	--
--	--	--	--	--	--	--	--
Supplementary information:--							
Note 1: Tma should be considered as directed by applicable requirement							
Note 2: Tma is not included in assessment of Touch Temperatures (Clause 9)							

B.2.5	TABLE: Input test							N/A
U (V)	I (A)	I rated (A)	P (W)	P rated (W)	Fuse No	I fuse (A)	Condition/status	
--	--	--	--	--	--	--	--	
--	--	--	--	--	--	--	--	
Supplementary information:--								

B.3	TABLE: Abnormal operating condition tests								N/A
Ambient temperature (°C)					--				---
Power source for EUT: Manufacturer, model/type, output rating ..:					--				---
Component No.	Abnormal Condition	Supply voltage, (V)	Test time (ms)	Fuse no.	Fuse current, (A)	T-couple	Temp. (°C)	Observation	
--	--	--	--	--	--	--	--	--	
--	--	--	--	--	--	--	--	--	
--	--	--	--	--	--	--	--	--	
Supplementary information:--									
Test table is provided to record abnormal and fault conditions for all applicable energy sources including Thermal burn injury. Column "Abnormal/Fault." Specify if test condition by indicating "Abnormal" then the condition for a Clause B.3 test or "Single Fault" then the condition for Clause B.4.									

The Accreditation only attests the technical capability of the testing laboratory for the tests covered by the accreditation.

LCIE CHINA

必维欧亚电气技术咨询服务(上海)有限公司

Building 4, No. 518, Xin Zhuan Road,
CaoHejing Songjiang High-Tech Park,
Shanghai P.R.C (201612)

Tel: +86 21 6195 7000
Fax: +86 21 6195 7001
Email: contact@cn.bureauveritas.com

IEC 62368-1			
Clause	Requirement + Test	Result - Remark	Verdict

B.4 TABLE: Fault condition tests								P
Ambient temperature (°C)					25		—	
Power source for EUT: Manufacturer, model/type, output rating ...:					--		—	
Component No.	Fault Condition	Supply voltage, (V)	Test time (s)	Fuse no.	Fuse current, (A)	T-couple	Temp. (°C)	Observation
U4(Pin2-3)	SC	3.3	10mins	--	--	--	--	Work normal , no hazard
D2	SC	3.3	10mins	--	--	--	--	Work normal , no hazard
U3(Pin1-8)	SC	3.3	10mins	--	--	--	--	Work normal , no hazard
C1	SC	3.3	10mins	--	--	--	--	Unit shutdown , no hazard
C4	SC	3.3	10mins	--	--	--	--	Unit shutdown , no hazard
Supplementary information: SC= short circuit, OC= open circuit								

M.3 TABLE: Protection circuits for batteries provided within the equipment							N/A
Is it possible to install the battery in a reverse polarity position?					Not likely		—
Equipment Specification		Charging					
		Voltage (V)			Current (A)		
--		--			--		
Manufacturer/type		Battery specification					
		Non-rechargeable batteries		Rechargeable batteries			
		Discharging current (A)	Unintentional charging current (A)	Charging		Discharging current (A)	Reverse charging current (A)
				Voltage (V)	Current (A)		
--		--	--	--	--	--	--
--		--	--	--	--	--	--
Note:--							
Specified battery temperature (°C)					--		
Component No.	Fault	Charge/	Test	Temp.	Current	Voltage	Observation

The Accreditation only attests the technical capability of the testing laboratory for the tests covered by the accreditation.

LCIE CHINA

必维欧亚电气技术咨询服务(上海)有限公司

Building 4, No. 518, Xin Zhuan Road,
CaoHejing Songjiang High-Tech Park,
Shanghai P.R.C (201612)

Tel: +86 21 6195 7000
Fax: +86 21 6195 7001
Email: contact@cn.bureauveritas.com

IEC 62368-1							
Clause	Requirement + Test			Result - Remark			Verdict
	condition	discharge mode	time	(°C)	(A)	(V)	
--	--	--	--	--	--	--	--
--	--	--	--	--	--	--	--
--	--	--	--	--	--	--	--
--	--	--	--	--	--	--	--

Supplementary information:
 Abbreviation: SC= short circuit; OC= open circuit NL= no chemical leakage; NS= no spillage of liquid; NE= no explosion; NF= no emission of flame or expulsion of molten metal.

M.4.2	TABLE: Charging safeguards for equipment containing a secondary lithium battery					N/A
Maximum specified charging voltage (V)..... :					4.20/4.20	—
Maximum specified charging current (A) :					1.625/1.0	—
Highest specified charging temperature (°C) :					45/45	
Lowest specified charging temperature (°C) :					10/0	
Battery manufacturer/type	Operating and fault condition	Measurement			Observation	
		Charging voltage (V)	Charging current (A)	Temp. (°C)		
--	--	--	--	--	--	
--	--	--	--	--	--	
--	--	--	--	--	--	
--	--	--	--	--	--	

Supplementary information:
 Abbreviation: SC= short circuit; OC= open circuit; MSCV= maximum specified charging voltage; MSCC= maximum specified charging current; HSCT= highest specified charging temperature; LSCT= lowest specified charging temperature

Q.1	TABLE: Circuits intended for interconnection with building wiring (LPS)						N/A
Output Circuit	Condition	U _{oc} (V)	Time (s)	I _{sc} (A)		S (VA)	
				Meas.	Limit	Meas.	Limit
--	--	--	--	--	--	--	--

Supplementary Information:--

IEC 62368-1			
Clause	Requirement + Test	Result - Remark	Verdict

T.2, T.3, T.4, T.5	TABLE: Steady force test					N/A
Part/Location	Material	Thickness (mm)	Force (N)	Test Duration (sec)	Observation	
--	--	--	--	--	--	
--	--	--	--	--	--	
--	--	--	--	--	--	

Supplementary information:--

T.6, T.9	TABLE: Impact tests				N/A
Part/Location	Material	Thickness (mm)	Vertical distance (mm)	Observation	
--	--	--	--	--	

Supplementary information:--

T.7	TABLE: Drop tests				P
Part/Location	Material	Thickness (mm)	Drop Height (mm)	Observation	
Enclosure	Plastic	Min. 1.0	1000	Comply with standard	

Supplementary information:--

T.8	TABLE: Stress relief test					P
Part/Location	Material	Thickness (mm)	Oven Temperature (°C)	Duration (h)	Observation	
Enclosure	Plastic	Min 1.0	70	7	No distortion	

Supplementary information:--

X	TABLE: Alternative method for determining minimum clearances distances			N/A
Clearance distanced between:	Peak of working voltage (V)	Required cl (mm)	Measured cl (mm)	
--	--	--	--	

Supplementary information:--

The Accreditation only attests the technical capability of the testing laboratory for the tests covered by the accreditation.

LCIE CHINA

必维欧亚电气技术咨询服务(上海)有限公司

Building 4, No. 518, Xin Zhuan Road,
CaoHejing Songjiang High-Tech Park,
Shanghai P.R.C (201612)

Tel: +86 21 6195 7000
Fax: +86 21 6195 7001
Email: contact@cn.bureauveritas.com